

2026

June

Volume 28 Issue 10

Quilting Times

Join us!!

Tar River Piecemakers Quilting Guild

Meets at 9:00 the second Saturday of every month at the Arts Center at the Imperial Centre for Arts & Sciences 344 Falls Road, Rocky Mount, NC. 27804

From The Leadership Team

Greetings Quilters,

We cannot wait to see your Log Cabin creations at our meeting in June. Remember to bring your finished quilts and drop them in the tub or basket provided at the door. This will ensure the secret identity of each entry. The quilts will be judged by three judges in categories of creativity and craftsmanship. There will be 1st, 2nd and 3rd prizes as well as a People's Choice where you get to vote for your favorite. We will also open the sign up for the Barn Quilt workshop scheduled for our August meeting. Bring cash or check (\$30) if you want to sign up.

We will have our Rotary party at the June meeting, to further the creation of our raffle quilt. Please bring about a fat quarter of blue or red fabric (or both), a cutting mat and a rotary cutter. We will provide some simple cutting instructions to follow at the meeting, and you can take a few prepared block kits with you to finish at home.

Nadia, Lori and Julie – Your Leadership Team

Welcome new members!

Join the TRPQG Members Facebook page

Our Next Meeting

Saturday June 13, 2026

9:00AM Imperial Centre

Bring a Friend

Wear Your Name Tag

Return Borrowed Library Books



Tar River Piecemakers Quilting Guild Meeting Minutes – May 9, 2026

Lori Mann called the TRPQG meeting to order at 09:25 am and welcomed everyone. Lori wished Happy Birthday to all with a birthday in May.

A motion to approve the Meeting Minutes for April was made by Harvey Sopher and seconded by Sarah Wade. A motion to approve the Treasurer's Report for April was made by Nancy Knapp and seconded by Mary Selecky. Both motions passed.

Committee Reports:

Charity Outreach: Kits are available and easy!

Sunshine and Shadows: Nancy Knapp: Laura Earp is ailing, please keep her in your thoughts.

Library: Martha Blount: No news.

Newsletter: Michele Carpentier: No news.

Facebook: Jennie Wright: No news.

Public Relations: Lin Varney: A photo of the Sparrows Quilt made it into the Rocky Mount Telegram (April 18-20)

Bee Keeper: Pam Smith: Open Sew occurring as usual.

Webpage: Harvey Sopher: No news.

New Business: as given by Julie Green. For the June meeting, we will be hosting a Rotary Cutting Party. Please bring: cutting mats, rotary cutter, ruler 12 x 6, and pressed predominately red and blue fat quarters of fabric.

At the June meeting, the log cabin challenge will be judged. Quilts must be 48" square. The first place and people's choice quilts may be hung in the Imperial Arts Center Hallway. At the June meeting, the leadership will announce the next quilt challenge – due January 2027.

At the August meeting, August 8th, a Barn Quilt Paint Workshop will occur after the meeting. No supplies needed to attend. Must Register & pay \$30/person in advance. The class will each make a 15x15" painting.

As per Nadia, a Raffle Quilt is planned in order to raise money for the guild.

Membership Report: Jinx Abernathy: 38 members and two guests in attendance.

Drawings:

Donations: Lin Varney

Sew & Tell: Marilyn Hooton and Geri Womack

Membership: (blue tickets) Mary Selecky

Next meeting will be on June 13th

Meeting adjourned at 11:15am


Respectfully Submitted,
Sarah Oberlin, Secretary

Book Review

Simply Half Yards

By It's Sew Emma

I borrowed this book because I was given a lovely collection of fabrics that were all prints. I couldn't decide how I could use them in a quilt with such a variety of colors and prints. This book has blocks that are all different with lots of white in between. They are most attractive. One I examined had 12 ½" blocks. There were sixteen of them. They should go together very quickly. There was a generous amount of white in most of the blocks. The border was also white. This helped to tone down the prints. Another quilt was red, white, and blue lending itself to be a Quilt of Valor Quilt. The red blocks were made from various reds. The same is true of the blue blocks. It too looks as though it would go together quickly. It finishes at 60 ½" x 60 ½." I think it would qualify as a QOV quilt. There are three different stars to construct multiple times. There are five large blocks in red, four medium blocks in red, and twenty-eight small blocks in various shades of blue—light, medium, and dark. We're all about assembling quilts quickly, aren't we?



The book has four quilts that are one block quilts. This means the same block is constructed multiple times. With no sashing between the blocks. Another section is composed of blocks that do have sashing between them. This helps to break up the variety of prints used for each block. The origami quilt is composed of various blue prints and toned down with white. It looks like a great quilt to use up small pieces of blue fabrics or red fabrics or whatever scraps you have from your favorite color. There are also four patterns for one big block quilts. These end up being about 50" square. This book should keep you sewing from your stash plus a large supply of white fabric.


Your Quilt Librarian
Martha Blount





Sunshine & Shadow

We don't want you to go through it alone! If you have anyone you want remembered, please email: Nancy Knapp at HUDSONPUPPY@earthlink.net



JUNE BIRTHDAYS



Mary Jones

Sarah Oberlin



A BIG TRPQG THANK YOU

Everyone who sews for Outreach
Everyone who contributes to the TRPQG Newsletter
Everyone that shares at Sew & Tell
The Queen Bees
Harvey for mailing the newsletters & taking pictures at the meetings

Beginning Balance	\$7,263.75
Add Membership Dues	\$20.00
Add Donation	\$2.50
Balance as of 5/18/2026	\$7,286.25
QOV Grant Balance as of 5/18/2026	\$3,151.31
Total Bank Balance as of 5/18/2026	\$10,437.56



Charity/Outreach Update: Donation deliveries were made to:

- 5/12/26 QOV Bee - 3 pillowcases
- 5/20/26 The Gardens in Nashville - 2 lap quilts
- 5/20/26 Nash UNC Women's Center - 13 knitted caps, 1 crochet infant blanket, 2 children quilts
- 5/20/26 Danny Talbot Cancer Center (UNC Nash)- 10 large caps, 4 small adult caps, 6 quilts

If you have any questions about Charity/Outreach please reach out to Bonnie Przelomski or Carol Gates.

Facebook TRPQG Members Only Update

If you would like to join the TRPQG Members Only Facebook page.
Go to <https://www.facebook.com/groups/475820599214904> and request to be added.

Please send an email to rite1@mindspring.com and let me know that you have sent a request. Occasionally the name in the TRPQG Membership Directory is not the same as your Facebook name. If you will let me know your name in the directory and your name on your Facebook page you can help me speed up the approval process.

Jennie Wright

Welcome to June, Tar River Piecemakers!

As summer begins, we look forward to another month of friendship, creativity, and inspiration through quilting. June is a wonderful time to gather together, share our projects, learn new techniques, and encourage one another in our quilting journeys. Whether you are finishing UFOs, starting a new quilt, working on community service projects, or preparing entries for upcoming shows and events, every stitch reflects the talent and heart of our guild members. We are grateful for the time, knowledge, and generosity each member brings to our guild family.

Be sure to join us for our June meeting as we enjoy fellowship, Sew & Tell, and all the excitement that comes with sharing our love of quilting. New members and guests are always welcome! Wishing everyone a joyful and productive month filled with colorful fabrics, smooth stitching, and plenty of quilting inspiration.

Happy Quilting! Submitted by Harvey Sopher

Message from Barbara Myers ** Our Bee has opened up for new members, this Bee is not associated with a quilt guild **

Under Cover Quilters Bee
United Methodist Church
121 W Gannon Ave.
Zebulon, NC 27597

Meets 4th Saturday of the month (except Oct, Nov and Dec 2026 which will be held at different dates TBD)
from 10AM – 2:30PM
Please have some knowledge of sewing
Contact Barbara Myers with any questions (252) 398-2617

SAVE THE DATES

TRPQG MEETING

June 13th Meeting: Imperial Centre
Deadline for newsletter submissions is the 25th

Cabarrus Quilters Guild Splash of Color, 601 Milestone Venue, Concord, NC
Asheville Quilt Show, Davis Event Center, Fletcher, NC`
Greensboro Quilt Show, 400 W Radiance Drive, Greensboro, NC

June 19-20
August 13-15
October 16-17



**ALL BLUE RIDGE
SHOP HOP**



7076 Ramsey St./HWY 401
Fayetteville, NC 28311
(910) 630-3912 Mon-Sat 9am-5pm
<http://www.lovingstitches.net>

**USED LONG ARMS
FOR SALE!**

SHOP HOP MAGAZINES AVAILABLE!

UPCOMING CLASSES



Kids Quilt Camp

June 8-12

10am-4pm

\$149

Camp is **FREE*** with purchase of bernette Academy Sewing Machine or Sew & Go!

**ONE BLOCK WONDER
WITH PANELS**

FRIDAYS 6-9

JUNE 5 & 12

\$30



30th ANNIVERSARY YOU'RE INVITED!

Loving Stitches is proudly commemorating its 30th anniversary on July 8th, 2026.

30%* OFF THE ENTIRE STORE!!!!
Enter Our Quilt Competition to win free gift!
CALL FOR MORE INFO!



GAMES AND PRIZES!!

***SOME EXCLUSIONS APPLY**

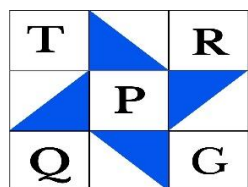
BERNINA
made to create

SHOP HOP SUNDAY!

**Need an extra day to Shop Hop?
Come visit us Sunday,
June 7th from 11am-4pm!**



Tar River Piecemakers Quilting Guild



P.O. Box 7041 Rocky Mount NC 27804

Leadership Team:

Julie Green 252-904-1268
 Lori Mann 919-995-2320
 Nadia Pshenitrsyna 201-250-4248

Secretary: Sarah Oberlin 727-741-3845

Treasurer: Rosalyn Ryers 949-290-0408

Sunshine & Shadow: Nancy Knapp 266-3101

Membership:

Jinx Abernathy 452-0548
 Amanda Jackson 236-2157

Joyce Kirby 373-1133

Library:

Martha Blount 937-4028

Beekeeper: Pam Smith 904-6063

Website: Harvey Sopher 270-929-8611

Newsletter: Michele Carpentier 984-232-4245

Facebook: Jennie Wright 908-7428

Charity Outreach:

Katherine Saunders 860-307-8278

Hospitality: Lin Varney 813-5085

Public Relations: Lin Varney 813-5085

Harvey Sopher 270-929-8611

All area codes are 252 unless noted



TRPQG Official Charities

QOV: preferred size 60"x80", minimum size 55"x 65".
 100%cotton preferred. Patriotic fabric themes are encouraged,
 but not mandatory.

Quilts for Christian Adoption Agency: any size

Please include a sample square from the quilt pattern which is given to
 the birth mother.

Isolette covers for Vidant Hospital: should be no larger than
 36 x 36 .

Quilts for Nash Hospital Nursery: Accept any size quilts they
 use to send the babies home. We will accept smaller blankets that are
 knitted or crocheted. We can always find someone who has a need.

Additional charities our TRPQG members support

Oncology Department Quilts:lap size quilts and mug rugs

Bereavement wraps: 12" x 12" or 15" x 15" (use pattern)

Mother's Hearts: ask for pattern used for preemies in neonatal

Premie Beanies: (knitted) ask for pattern or Google them

Adult Beanies: (knitted) ask for pattern or Google them

Comfort Bags: For Police department bags

Newsletter Advertising for TRPQG Members

If you are a TRPQG member and have personal sewing
 related items you no longer want or use and you would
 like to sell or gift them you can list them in the
 newsletter. Please send the item description, price and
 your contact information to michele251970@gmail.com.
 This section of the newsletter will be removed from the
 newsletter before being posted on the public website.
 Items will be limited to space available in the newsletter and
 first come first serve. The newsletter and the TRPQG are
 not responsible in any way for any transactions resulting
 from these advertisements. The newsletter is simply
 providing what we hope is a benefit for the members of the
 TRPQG guild.



If you are a member of the TRPQG and you machine quilt for others please send your name, phone number and email address to michele251970@gmail.com. In future issues of the newsletter I will list your contact information so TRPQG members can contact you for their quilting needs.

As of 11 APR 2026:
 64 Regular Members
 7 Founding Members
 2 Honorary Members
 1 Junior Members
74 Total Members

2026 Greeters
 June – Carol Puckett
 July – Lisa Clark
 August – Jerri White

Greeter Volunteers will receive TWO extra Door Prize Tickets on the day they serve as volunteers!! (See Membership for details)

Coffee/Snack Table Volunteers will receive THREE extra Door Prize Tickets on the day they serve as volunteers!!! (See Membership for details)

Coffee & Snacks
 June –
 July –
 August – Jerri White

List of Foods to Donate for the Backpack Program at Englewood Presbyterian Church

Peanut Butter Crackers *(SINGLE Serving)*
 Mac & Cheese *(Family-Size Box)*
 Canned Pasta *(Chef Boy-R-Dee or Store Brand – Pull-Tab)*
 Instant Oatmeal *(SINGLE Serving)*
 Applesauce *(SINGLE Serving)*
 Pork & Beans *(SINGLE Serving - Pull-Tab)*
 Banie Weanies *(SINGLE Serving - Pull-Tab)*

More items MAY be added in the future. If you have any questions about items to donate, please contact your Queen Bees, Lisa Clark, Ramona Orzell, Julie Green, or Duane Carpentier

MEMBERSHIP

STATISTICS







Meet Shellie Currin!


Shellie Currin is a wife of Dennis for 33 years. She is a mom to 3 and mother in law to 3. Since retiring she is a foster mom of 8 and counting. She considers herself to be a Fabric Artist. Born and raised in rural North Carolina, she attended North Carolina State University School of Design. She designed furniture for Vanguard furniture for 3 years then decided to stay home with babies for 11 years. Shellie taught Art at Faith Christian School for 16 years and was dedicated to designing sets for Activate Drama for 11 years. Shellie is now retired and continues to take care of parents. Shellie is devoted to the Lord always.

Shellie will be sharing with us on Saturday, August 8th. She will be sharing her love of fabric and art, combining those to aspects and turning them into beautiful works of art. As you can read in her bio, she has a lot of experience and we are excited for her to share that with us.


You will not want to miss this event!

Shellie will share with us during our normal program time and then conduct a class. We will get to paint our own type of Barn Quilt on Canvas. You must register for this class portion of the program. Cost is \$30. You do not need to bring anything with you. We will have all the supplies for you...but again, you must register before the July meeting.

You can select from the following quilt blocks:



Ohio Star



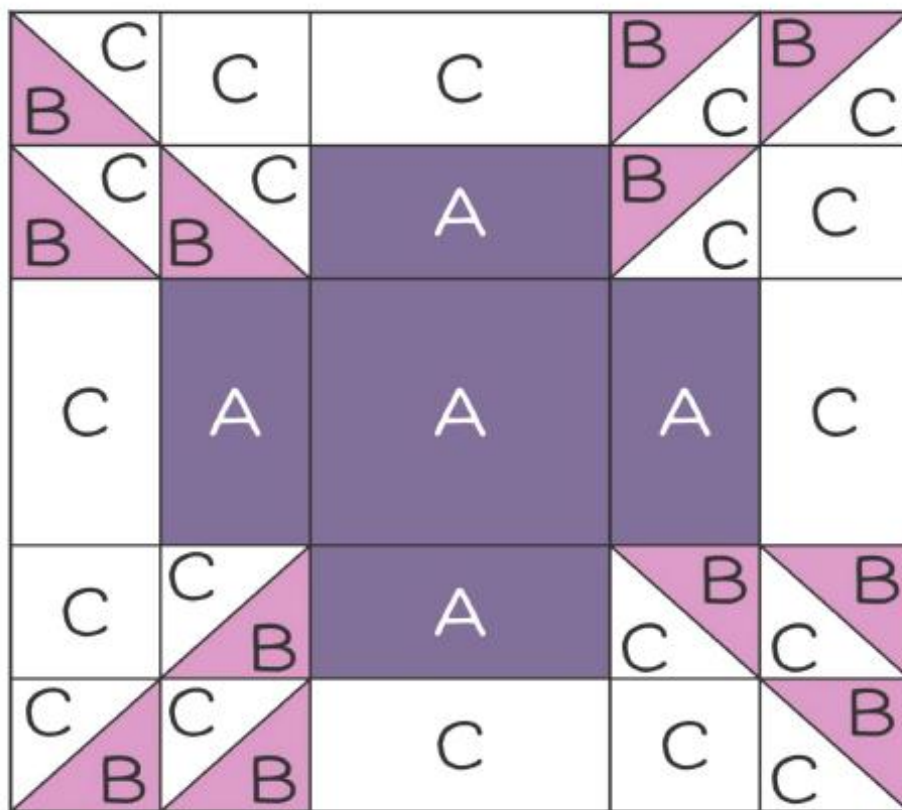
Eight Point Star



Variation Eight Point Star

QUILTOLOGY – June 2026

~~~~~ June Giant Quilt Block ~~~~~



Listed below are cutting instructions for making a 24" or 36" block.

CUTTING INSTRUCTIONS

	A	B	C
24" BLOCK	(1) 8.5" X 8.5" (4) 4.5" X 8.5"	(6) 5" X 5"	(4) 4.5" X 4.5" (4) 4.5" X 8.5" (6) 5" X 5"
36" BLOCK	(1) 12.5" X 12.5" (4) 6.5" X 12.5"	(6) 7" X 7"	(4) 6.5" X 6.5" (4) 6.5" X 12.5" (6) 7" X 7"

Unit-1 - Make 4:

Make (12) Fabric-B/C half square triangles (HSTs) with the 5" squares for the 24" block, using your preferred method. Use the 7" squares for the 36" block.

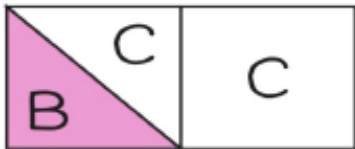
Trim the HSTs for the 24" block down to 4.5" square & 6.5" square for the 36" block.



MAKE 12

Unit-2:

Sew a Fabric-B/C HST to a Fabric-C square, make 4.



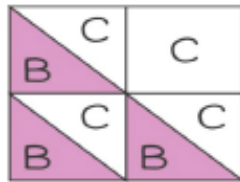
Unit-3:

Sew 2 HSTs together. Make 4.



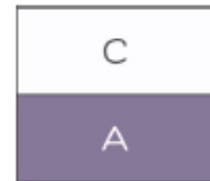
Unit-4:

Sew a Unit-2 & a Unit-3 together. Make 4.



Unit-5:

Sew a Fabric A rectangle to a Fabric C rectangle. Make 4.




Unit-6:

Sew a Unit-4 + a Unit-5 + another Unit-4 together, turning the Unit-4's as indicated. Make 2.




Unit-7:

Sew a Unit-5 + a Fabric-A square + another Unit-5 together, turning the Unit-5's as indicated.



Unit-8:

To finish the block, a Unit6 + the Unit-7 + the second Unit-6, turning the Unit as indicated.



National Strawberry Shortcake Day – 14 June 2026

Courtesy Jinx Abernathy



National Strawberry Shortcake Day is an annual holiday celebrating the classic summer dessert, which features sliced strawberries, whipped cream, & biscuit or cake. The celebration lands at the height of strawberry season, making it the perfect time for his sweet treat.

Ingredients:

4 cups fresh strawberries
1 tablespoon lemon juice
1 cup sugar



Directions:

1. Wash fruit, remove hulls/stems & any spoiled portions; Measure fruit, sprinkle with lemon juice, & toss with sugar. Cover & let stand at room temperature 1-2 hours, until juices begin to run.

NOTE: If you have the time to wait, cover & let stand in the refrigerator overnight.

2. Use Sliced Pound Cake, Angel Food Cake, or traditional Shortcakes, (*found near the Strawberries, in the Produce Section of grocerc stores.*)
3. Top with prepared strawberries; Another portion of cake; Strawberry juice; A dollop of whipped cream. Garnish with a strawberry slice. Serve immediately.


Smaczneho! ~ Happy Eating!

Quilting Bees



A Quilting Bee is a gathering for quilters to foster creativity, connection, and community so that others feel a sense of belonging.

Busy Bees	Meetings are on the 2 nd Tuesday of each month at 10AM Meeting Place is Englewood Presbyterian Church 100 S Englewood Drive RMT Queen Bee is Lisa Clark.
Cutting Corners	Meetings are on the 3 rd Friday of the month at 10AM Meeting Place is Englewood Presbyterian Church 100 S Englewood Drive RMT Queen Bee is Ramona Orzell.
Happy Hooper's	Meetings 3 rd Saturday of each month @ 10 am at the home of Frankie Powell. Queen Bee is Frankie Powell.
Sew-Social	Open Sew Format @ the Imperial Art Centre on the 4 th Saturday of each month. Door to the Education Building open at 9:30AM. Everyone is welcome – bring your UFO's, or any project you'd like to finish or just come chat and see what projects are being worked on. Please contact Pam Smith.
EQ8 Electric Quilt	Imperial Art Centre 10 am. - 4 th Saturday of each month. Queen Bee is Debbie Nivison.
Patriotic	Meetings are on the 1 st Tuesday of each month at 10AM Meeting Place is Englewood Presbyterian Church 100 S Englewood Drive, RMT Bee Leaders are Jinx Abernathy & Duane Carpentier.





TRPQG AGENDA JUNE 13, 2026

SOCIAL/SIGN IN: 9:00 to 9:30 AM

MINUTES OF THE PREV. MONTH APPROVED AS PUBLISHED IN THE NEWSLETTER

1. MOTION TO APPROVE & 2ND

TREASURERS REPORT APPROVED AS PUBLISHED IN THE NEWSLETTER

1. MOTION TO APPROVE & 2ND

BIRTHDAYS: Mary Jones, Sarah Oberlin

Committee Reports/Short summaries

Outreach - Katherine Saunders/Bonnie Przelomski

Sunshine and Shadow - Nancy Knapp

Library - Martha Blount

Newsletter - Michele Carpentier

Facebook - Jennie Wright

Bee Keeper - Pam Smith

Public Relations - Harvey Sopher, Lin Varney

Website – Harvey Sopher

OLD BUSINESS

1. Bio Forms – Attention ALL new folks!! We want to get to know you! Give those to Sarah Wade or Michele Carpentier.
2. Sign up to be a greeter or coffee/snacks.
3. Freebee table- anyone can bring stuff for the free table

NEW BUSINESS

1. Barn Quilt Class for August Sign up begins TODAY! Cost is \$30 (cash only, give to Rosalyn) at the time of sign up. Deadline to sign up is July meeting.
2. Christmas in July is coming!
3. Raffle Quilt Guild Members are asked to bring fat quarter size scraps in reds and blues to make kits for the Raffle Quilt. Each member can then take 2-3 kits to make at home and return by a deadline – TBD.

SEW AND TELL

BREAK

MEMBERSHIP REPORT: Jinx Abernathy

DRAWINGS

ANNOUNCING WINNERS OF LOG CABIN CHALLENGE

CUTTING & PREPARING FOR THE RAFFLE QUILT KITS

FINAL REMINDERS