

# Quilting Times

2026

April

Volume 28 Issue 8

Join us!!

Tar River Piecemakers Quilting Guild

Meets at 9:00 the second Saturday of every month at the Arts Center at the Imperial Centre for Arts & Sciences 344 Falls Road, Rocky Mount, NC. 27804

## From The Leadership Team

Greetings Quilters,

We hope that you caught some great deals on quilting fabric and notions at our Annual Spring Sale! Thank you to everyone who decided to clear their sewing rooms and to those who helped re-home your stashes.

At our April meeting our very own Ligeia Brown will demonstrate her weaving on the table loom. We are looking forward to showcasing her amazing talent! Maybe you'll pick up a new hobby?

See you soon.

Nadia, Lori and Julie – Your Leadership Team

**Welcome new members!**

**Join the TRPQG Members Facebook page**

### **Our Next Meeting**

**Saturday April 11, 2026**

**9:00AM Imperial Centre**

**Bring a Friend**

**Wear Your Name Tag**

**Return Borrowed Library Books**

## Tar River Piecemakers Quilting Guild Meeting Minutes – March 14, 2026

Lori Mann called the TRPQG meeting to order at 09:30 am and welcomed everyone. Lori wished Happy Birthday to all with a birthday in March.

A motion to approve the Meeting Minutes for March was made by Nancy Knapp and seconded by Duane Carpentier. A motion to approve the Treasurer's Report for March was made by Nancy Knapp and seconded by Donna Allen. Both motions passed.

### **Committee Reports:**

**Charity Outreach:** Carol Gates asks people to sign out kits & date when complete.

**Sunshine and Shadows:** Nancy Knapp: 2 letters sent.

**Library:** Martha Blount: No news.

**Newsletter:** Michele Carpentier: No news.

**Facebook:** Jennie Wright: No news.

**Programs:** Leadership Team – See below under New Business.

**Public Relations:** Lin Varney: We will be in the Rocky Mount Telegram!

**Bee Keeper:** Pam Smith: Reminder for Open Sew Saturday.

**Webpage:** Harvey Sopher: No news.

### **Upcoming Monthly Programs:**

1. April: Plans for a weaving loom demo and a small trunk show.
2. June: Log cabin challenge show for 2026. See Nadia's QuiltCon review in the March newsletter for inspiration.
3. The Art Center is asking us to provide several classes for the public in the fall, making holiday ornaments, we will need volunteers.

The leadership team has organized the closet so it will be easier to find items.

**Monthly Program:** Sewing Garage Sale!

**Membership Report:** Mandy Jackson: 36 members and 4 guests for a total of 40 attendees.

### **Drawings:**

Donations: Barbara Myers

Sew & Tell: Marilyn Hooton and Jerri White

Membership: (blue tickets) Carol Gates (calendar) and Carol Puckett (Quiltfolk Magazine)

Next meeting will be on April 11, 2026

Meeting adjourned at 11:30am

Respectly Submitted,  
Sarah Oberlin, Secretary

## Book Review


### Traditional Quilts to Paper Piece

By Cori Derksen and Myra Harder

This book has many traditional quilt blocks in a paper-pieced form. Maybe some of you enjoyed paper piecing a challenge recently for the guild. Paper piecing enables me to be much more accurate than I am in traditional piecing. Blocks featured are the Carolina Lily, Pineapple, Hunter's Star, Grandma's Flower Garden Mariner's Compass, Lone Star, and many others. The authors remind the reader to always make a copy of the block from the original pattern in the book and not from other copies. Your block is likely to not be the correct size if you make a copy of a copy. To ensure that the quilt is the exact size you want it to be, you may reduce or enlarge the block pattern on the photocopier. Just be sure to make all the copies with the adjusted size at one time.

The authors give basic paper piecing instructions. They also show the reader how to bind a quilt and how to add a hanging sleeve. If you are a new quilter and have just begun to collect books on quilting, this would be a nice addition to your collection. The quilts in the book are small ones that might serve as a wall hanging or a lap quilt. The largest I saw was 44" x 46". This would give you the experience of making the block and deciding if you wanted to make a bed-sized quilt from the block.

Your Quilt Librarian  
Martha Blount



### April Welcome – Tar River Piecemakers Quilting Guild

As spring begins to bloom around us, it's the perfect time to bring fresh inspiration into our quilting spaces. April is a wonderful season of renewal—longer days, brighter colors, and new ideas just waiting to take shape in fabric and thread.

We look forward to sharing the projects you've been working on, whether you've finished a long-awaited UFO, started something brand new, or simply spent time enjoying the creative process. Every stitch tells a story, and this guild is the perfect place to share those stories, learn from one another, and grow together.

Let's continue to encourage each other, exchange ideas, and celebrate the joy that quilting brings to our lives. Whether you're here for inspiration, friendship, or a bit of both, we're so glad you're part of our quilting community.

Happy quilting, and welcome to April! Submitted by Harvey Sopher


### A Quilters Tale

My name is Robin Sachsenheimer, and my hometown is St Louis, MO – I moved to North Carolina in 2016. I took a quilt class at Sew Happy (February 2025) to make a sampler quilt that went from 12 squares to 36 different squares (king size quilt), completely finished it in December 2025. I have been sewing curtains and girl/boy scout patches on for various troops since 2001. I started quilting to do a T-shirt Quilt for my only child (son). I have yet to make the squares. It is on my bucket list to do in my lifetime. My Grandmother, Aunt, Mom and cousins quilted. My favorite pattern is all quilt blocks that do not have flying geese. I'm presently working on various projects; panel quilt, baby quilt using squares and rectangles, Revolutionary clothes for puppets for the 250<sup>th</sup> celebration in Johnston County. I'd like to learn how to cut multiple shapes at once. Of course, I would like to learn to cut and sew flying geese so I can line them up better by keeping the points. I am new to quilt guild groups. I am a member of the Woman's Club of Clayton, a member of the Clayton Newcomers and Neighbors group, and a volunteer usher at the Clayton Center. I play Mahjong, Canasta, Bunko, Mexican Train dominos and belong to two book clubs. I listen to audio books when I quilt and clean house.



## Sunshine & Shadow

We don't want you to go through it alone! If you have anyone you want remembered, please email: Nancy Knapp at [HUDSONPUPPY@earthlink.net](mailto:HUDSONPUPPY@earthlink.net)



## APRIL BIRTHDAYS



Carol Gates  
Terri Mitchell  
Beverly Wilson



### A BIG TRPQG THANK YOU

Everyone who sews for Outreach  
Everyone who contributes to the TRPQG Newsletter  
Everyone that shares at Sew & Tell  
The Queen Bees

Harvey for mailing the newsletters & taking pictures at the meetings

Beginning Balance

Add Donation by H Sopher

Less Guild website maint. H Sopher

Guild Balance as of 3/16/2026

QOV Grant Balance as of 3/16/2026

Total Bank Balance as of 2/15/2026



\*\*\* Charity/Outreach Update: March 17, 2026 Per Bonnie - 12 knitted/crochet caps and 3 quilts were delivered to the Talbot Cancer Center at UNC Nash in Rocky Mount, and 3 infant quilts and 1 crochet infant blanket were delivered to the Women' Center at UNC Nash Rocky Mount.\*\*\*

If you have any questions about Charity/Outreach please reach out to Bonnie Przelomski or Carol Gates.

**Facebook TRPQG Members Only Update**

If you would like to join the TRPQG Members Only Facebook page. Go to <https://www.facebook.com/groups/475820599214904> and request to be added.

Please send an email to [rite1@mindspring.com](mailto:rite1@mindspring.com) and let me know that you have sent a request. Occasionally the name in the TRPQG Membership Directory is not the same as your Facebook name. If you will let me know your name in the directory and your name on your Facebook page you can help me speed up the approval process.

Jennie Wright

**Challenge: Log Cabin**

Try a new technique or add to the skills you already have - when creating a log cabin quilt.

**What Is a Log Cabin?**

A block created with strips of fabric sewn around a core shape.


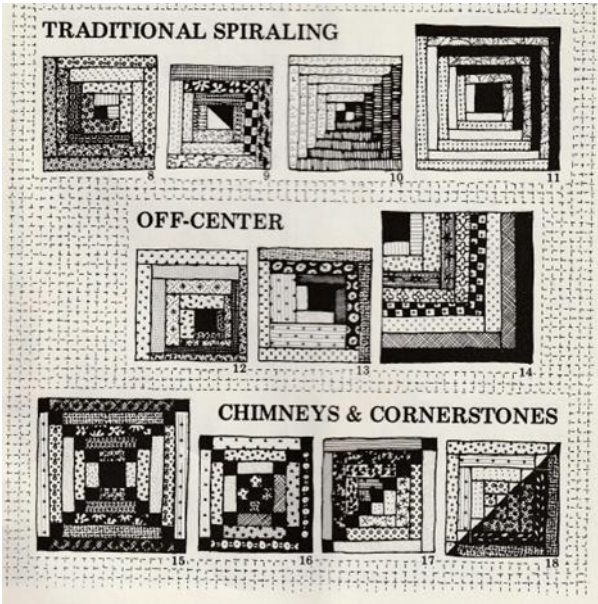
The criteria is simple

Use whatever combination of colors and pattern(s) you like.

Size: at least 48 inches Square

Must be made using traditional or variations of the Log Cabin Block.

Finished quilts must be submitted at the June 2026 TRPQG meeting.



HAVE FUN AND CREATE!! If you have any questions, feel free to reach out to the leadership team.



## SAVE THE DATES

### TRPQG MEETING

**April 11<sup>th</sup> Meeting: Imperial Centre**  
**Deadline for newsletter submissions is the 25<sup>th</sup>**

Central Carolina Biennial Quilt Fair, West End Plaza, Salisbury, NC  
Cabarrus Quilters Guild Splash of Color, 601 Milestone Venue, Concord, NC  
Asheville Quilt Guild Show, 765 Boylston Hwy, Fletcher, NC

May 1-2  
June 19-20  
August 13-15



**11 April 2026 is National Cheese Fondue Day**



**What can you say about Fondue?**

- **Melt the Cheese**
- **Dip your favorite “whatever” into the Cheese**
- **Eat the Cheese!!!**
- **Smaczego! ~ Happy Eating!**



**Message from Barbara Myers \*\* Our Bee has opened up for new members, this Bee is not associated with a quilt guild \*\***

Under Cover Quilters Bee  
United Methodist Church  
121 W Gannon Ave.  
Zebulon, NC 27597

Meets 4<sup>th</sup> Saturday of the month (except Oct, Nov and Dec 2026)  
From 10AM – 2:30PM  
Please have some knowledge of sewing  
Contact Barbara Myers with any questions (252) 398-2617



**7076 Ramsey St./HWY 401  
Fayetteville, NC 28311  
(910) 630-3912 Mon-Sat 9 am-5 pm  
<https://www.lovingstitches.net>**

**April Is Serger Month at Loving Stitches!**



All Bernina & bernette Sergers will be on SALE! Serger cabinets available too.  
You will love what you can do with a Serger with our help.

**Kimberbell Patriotic Quilt Event April 3rd, 10th, 17th & 24th!**

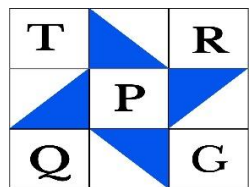
Make this 20"x60" ladder quilt. Bring you embroidery machine with a hoop of at least 5"x7."  
Embellishment kit available. Call to sign up today!

Check Out Our BIG, Beautiful Newsletter for April, May & June at our website or pick one up at our store. See all the great classes, events & sales we have planned for you!

**BERNINA**  
made to create



## Tar River Piecemakers Quilting Guild



P.O. Box 7041 Rocky Mount NC 27804

### Leadership Team:

Julie Green  
Lori Mann  
Nadia Pshenitrsyna

Secretary: Sarah Oberlin

Treasurer: Rosalyn Ryers

Sunshine & Shadow: Nancy Knapp

### Membership:

Jinx Abernathy  
Amanda Jackson  
Joyce Kirby  
Library: Martha Blount

Beekeeper: Pam Smith

Website: Harvey Sopher

Newsletter: Michele Carpentier

Facebook: Jennie Wright

Charity Outreach:

Katherine Saunders

Hospitality: Lin Varney

Public Relations: Lin Varney  
Harvey Sopher

All area codes are 252 unless noted



## TRPQG Official Charities

**QOV:** preferred size 60"x80", minimum size 55"x 65".  
100%cotton preferred. Patriotic fabric themes are encouraged,  
but not mandatory.

**Quilts for Christian Adoption Agency:** any size

Please include a sample square from the quilt pattern which is given to  
the birth mother.

**Isolette covers for Vidant Hospital:** should be no larger than  
36 x 36 .

**Quilts for Nash Hospital Nursery:** Accept any size quilts they  
use to send the babies home. We will accept smaller blankets that are  
knitted or crocheted. We can always find someone who has a need.

### Additional charities our TRPQG members support

**Oncology Department Quilts:**lap size quilts and mug rugs

**Bereavement wraps:** 12" x 12" or 15" x 15" (use pattern)

**Mother's Hearts:** ask for pattern used for premies in neonatal

**Premie Beanies:** (knitted) ask for pattern or Google them

**Adult Beanies:** (knitted) ask for pattern or Google them

**Comfort Bags:** For Police department bags

## Newsletter Advertising for TRPQG Members

If you are a TRPQG member and have personal sewing  
related items you no longer want or use and you would  
like to sell or gift them you can list them in the  
newsletter. Please send the item description, price and  
your contact information to [michele251970@gmail.com](mailto:michele251970@gmail.com).  
This section of the newsletter will be removed from the  
newsletter before being posted on the public website.  
Items will be limited to space available in the newsletter and  
first come first serve. The newsletter and the TRPQG are  
not responsible in any way for any transactions resulting  
from these advertisements. The newsletter is simply  
providing what we hope is a benefit for the members of the  
TRPQG guild.



If you are a member of the TRPQG and you machine quilt for others please send your name, phone number and email address to [michele251970@gmail.com](mailto:michele251970@gmail.com). In future issues of the newsletter I will list your contact information so TRPQG members can contact you for their quilting needs.

**As of 14 MAR 2026:**  
 64 Regular Members  
 7 Founding Members  
 2 Honorary Members  
 1 Junior Members  
**74 Total Members**

**2026 Greeters**  
 April – Billie Howell & Beverly Wilson  
 May –  
 June –  
 July – Lisa Clark  
*Everyone who signs up attend the Coffee/Snack Table, will receive THREE extra Door Prize Tickets, JUST for volunteering!!!*



The American Quilter's Society is thrilled to announce the launch of AQS QuiltWeek – New England, taking place April 8-11, 2026, at the Connecticut Convention Center in Hartford, CT. Quilters can look forward to a vibrant event featuring a wide array of quilt exhibits, quilting workshops, and vendors.

**Coffee & Snacks**  
 April – Billie Howell & Beverly Wilson  
 May - Marilyn Hooton  
*Everyone who signs up as a Greeter will receive TWO extra Door Prize Tickets, JUST for volunteering!!!*



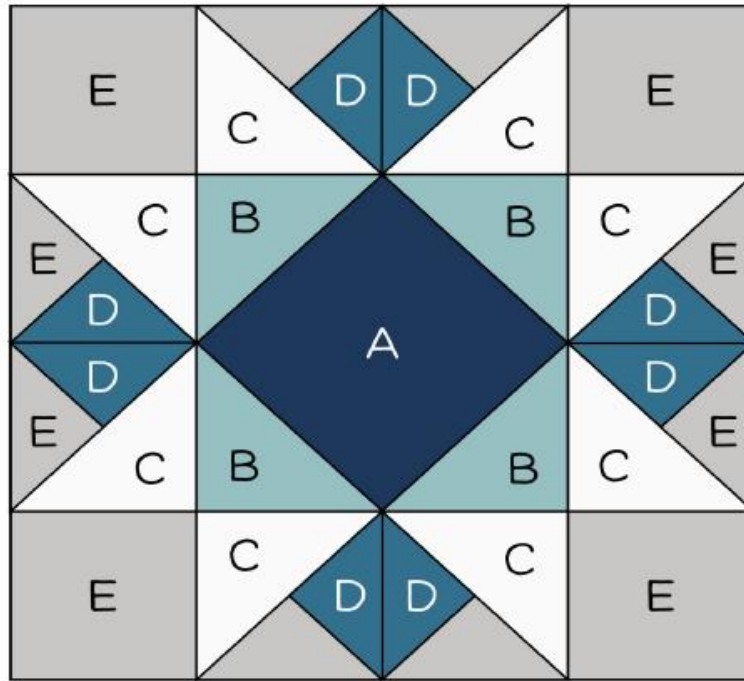
**List of Foods to Donate for the Backpack Program at Englewood Presbyterian Church**

Peanut Butter Crackers (SINGLE Serving)  
 Mac & Cheese (Family-Size Box)  
 Canned Pasta (Chef Boy-R-Dee or Store Brand –Pull-Tab)  
 Instant Oatmeal (SINGLE Serving)  
 Applesauce (SINGLE Serving)  
 Pork & Beans (SINGLE Serving - Pull-Tab)  
 Beanie Weanies (SINGLE Serving - Pull-Tab)

*More items MAY be added in the future  
 If you have any questions about items to donate, please contact your Queen Bees, Lisa Clark, Ramona Orzell, or Duane Carpentier*



QUILTOLOGY – April 2026  
 ~ ~ ~ ~ ~ April Giant Quilt Block ~ ~ ~ ~ ~



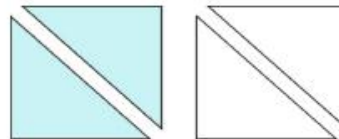
Listed below are cutting instructions for making a 24" or 36" block.

CUTTING INSTRUCTIONS

	A	B	C	D	E
24" BLOCK	(1) 9" X 9"	(2) 7" X 7"	(4) 7" X 7"	(2) 7.5" X 7.5"	(2) 7.5" X 7.5" (4) 6.5" X 6.5"
36" BLOCK	(1) 13.25" X 13.25"	(2) 10" X 10"	(4) 10" X 10"	(2) 10.25" X 10.25"	(2) 10.25" X 10.25" (4) 9.5" X 9.5"

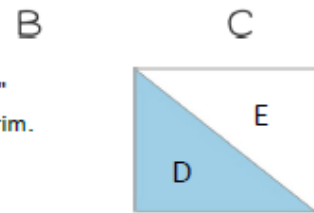
Unit-1 - Make 4:

Cut the Fabric-B & Fabric-C squares along the diagonal.



**Unit-2:**

Make (4) Fabric-D/E half square triangles (HSTs) using the 7.5" squares for the 24" block & 10.25" squares for the 36" block, using your preferred method. Do not trim.



**Unit-3:**

Cut each Step-2 HST along the diagonal, to make QSTs.



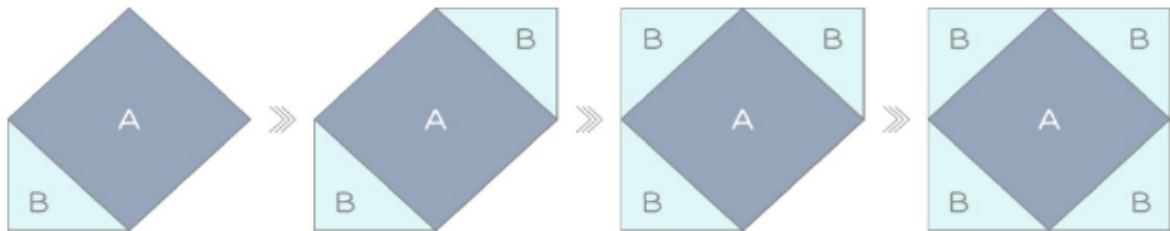
**Unit-4:**

Piece one Fabric-C triangle from Step-1 to one of the Step-3 QST. Repeat until there are four (4) of each of the Step-4 units.



**Unit-5:**

Piece one Fabric-B triangle from Step-1 to one Fabric-A square. Piece a triangle onto each side. Trim this unit to 12.5" square for the 24" block. Trim this unit to 18.5" square for the 36" block.



**Unit-6:**

Sew one Step-4 QST, opposite to another in direction indicated.



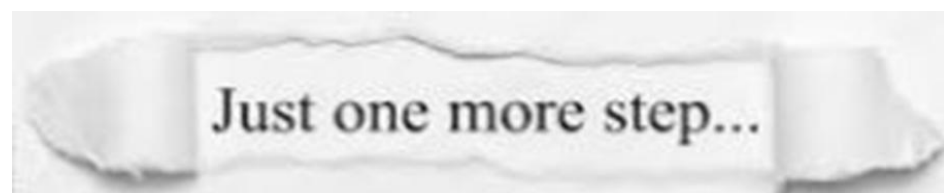

**Unit-7:**

Sew one Fabric-E square onto each end of one Step-6 unit.



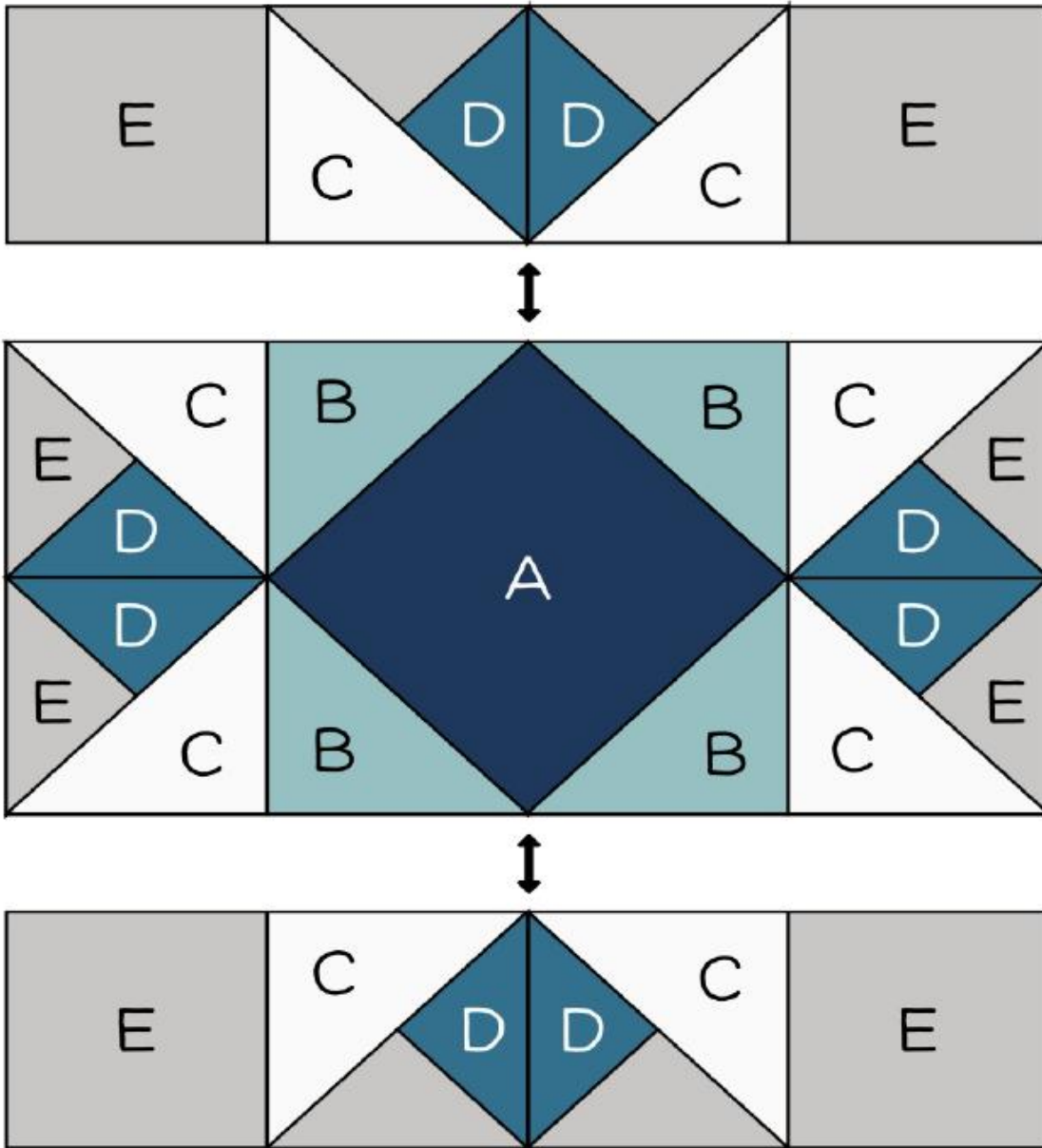
**Unit-8:**

Sew one Step-6 unit onto each end of one Step-5 unit.



Unit-9 - Finished Block:

Sew the units together, as indicated.



**HAPPY QUILTING!!**

- FABRICS
- PATTERNS
- QUILTING SERVICES
- MACHINE SERVICE & REPAIR

# Quilts Like Crazy and Embroidery

Quilting, Sewing, Embroidery Supplies & More!

STORE HOURS	
M-F	10AM - 5PM
SAT	10AM - 3PM
SUN	CLOSED



1241-08 S Main St, Wake Forest, NC 27587  
www.quiltslikecrazy.com (984) 237-0071

Follow us!    





## Quilting Bees



***A Quilting Bee is a gathering for quilters to foster creativity, connection, and community so that others feel a sense of belonging.***

<b>Busy Bees</b>	Meetings are on the 2 <sup>nd</sup> Tuesday of each month at 10AM Meeting Place is Englewood Presbyterian Church 100 S Englewood Drive RMT Queen Bee is Lisa Clark.
<b>Cutting Corners</b>	Meetings are on the 3 <sup>rd</sup> Friday of the month at 10AM Meeting Place is Englewood Presbyterian Church 100 S Englewood Drive RMT Queen Bee is Ramona Orzell.
<b>Happy Hooper's</b>	Meetings 3 <sup>rd</sup> Saturday of each month @ 10 am at the home of Frankie Powell. Queen Bee is Frankie Powell.
<b>Sew-Social</b>	Open Sew Format @ Englewood Baptist Church on the 4 <sup>th</sup> Saturday of each month. 1350 S Winstead Ave, Rocky Mount Doors open at 9AM & the space is open until 4PM. Everyone is welcome – bring your UFO's, or any project you'd like to finish or just come chat and see what projects are being worked on. Upcoming dates 4/25 Please contact Julie Green.
<b>EQ8 Electric Quilt</b>	Imperial Art Centre 10 am. - 4 <sup>th</sup> Saturday of each month.
<b>Patriotic</b>	Meetings are on the 1 <sup>st</sup> Tuesday of each month at 10AM Meeting Place is Englewood Presbyterian Church 100 S Englewood Drive, RMT Bee Leaders are Jinx Abernathy & Duane Carpentier.



TRPQG AGENDA APRIL 11, 2026

SOCIAL/SIGN IN: 9:00 to 9:30 AM

MINUTES OF THE PREV. MONTH APPROVED AS PUBLISHED IN THE NEWSLETTER

1. MOTION TO APPROVE & 2ND

TREASURERS REPORT APPROVED AS PUBLISHED IN THE NEWSLETTER

1. MOTION TO APPROVE & 2<sup>ND</sup>

BIRTHDAYS: Carol Gates, Terri Mitchell, Beverly Wilson

Committee Reports/Short summaries

Outreach - Katherine Saunders/Bonnie Przelomski

Sunshine and Shadow - Nancy Knapp

Library - Martha Blount

Newsletter - Michele Carpentier

Facebook - Jennie Wright

Bee Keeper - Pam Smith

Programs - Leadership Team

Public Relations - Harvey Sopher, Lin Varney

Website – Harvey Sopher

OLD BUSINESS

1. Bio Forms – Attention ALL new folks!! We want to get to know you! Give those to Sarah Wade of Michele Carpentier.
2. Sign up to be a greeter or coffee/snacks.
3. Freebee table- DO NOT put it in front of the exit doors.

NEW BUSINESS

3. August- Barn Quilt Paint Workshop. Workshop will be after our regular August 8<sup>th</sup> meeting. Signups will begin when cost is finalized. Payment for workshop will be required at signup.
4. Working on providing several classes for public through the Art Center- Making ornaments for the Holidays. More details and opportunities to help coming.

SEW AND TELL

BREAK

MEMBERSHIP REPORT: Jinx Abernathy

DRAWINGS

PROGRAM: Ligeia Brown – weaving demo and show

FINAL REMINDERS