

2025

November

Volume 28 Issue 3

# Quilting Times

Join us!!

Tar River Piecemakers Quilting Guild

Meets at 9:00 the second Saturday of every month at the  
Arts Center at the Imperial Centre for Arts & Sciences  
344 Falls Road, Rocky Mount, NC. 27804

## From The Leadership Team!

Greetings Quilters-

In our November meeting, we will honor veterans and thank them for their service. We will have the quilt recipients, their loved ones, and a special K9 guest at our Quilt of Valor ceremony. We kindly ask you to park in the main parking lot of the Imperial Center to allow our guests with mobility challenges to make their way to the building easier.

Thank you to all quilters who contributed to the Quilts of Valor and patriotic quilts for this celebration, we will have a short guild meeting after the QOV ceremony!

See you on November 8<sup>th</sup>!

Nadia, Lori and Julie – Your Leadership Team

**Welcome new members!**

**Join the TRPQG Members Facebook page**

**Join the EQ8 & Sew-Social Bees on the 4<sup>th</sup> Saturday**

**Our Next Meeting**

**Saturday November 8, 2025**

**9:00AM Imperial Centre**

**Bring a Friend**

**Wear Your Name Tag**

**Return Borrowed Library Books**

## **Tar River Piecemakers Quilting Guild Meeting Minutes October 11, 2025**

Lori Mann called the TRPQG meeting to order at 09:30 am and welcomed everyone. Lori wished Happy Birthday to all with a birthday in October.

A motion to approve the Meeting Minutes for September was made by Jean Doyle and seconded by Duane Carpentier. A motion to approve the Treasurer's Report for September was made by Nancy Knapp and seconded by Sarah Wade. Both motions passed.

### **Committee Reports:**

Charity Outreach: Katherine Saunders: Bonnie & Katherine will continue with deliveries, while Carol makes the kits. They are also now delivering to the Christian Ministries Homeless Shelter. Labels for quilts are available on the website.

Sunshine and Shadows: Nancy Knapp: No news. Pam Smith added that Ramona might appreciate thoughts & prayers on her behalf.

Library: Martha Blount/Maryann Rettino: Not present.

Newsletter: Michele Carpentier: No news.

Facebook: Jennie Wright: No news.

Programs: Leadership Team – See below under New Business.

Public Relations: Harvey Sopher and Lin Varney: No news.

Bee Keeper: Pam Smith: Upcoming Bee news will be announced at guild meetings & included in the newsletter. Busy Bees will be visiting the bird sanctuary & making bird blocks later. Embroidery Bee will be discussing Christmas Cards. Patriotic Bee will be rehearsing the Quilts of Valor presentation.

Webpage: Harvey Sopher: No news.

### **New Business:**

1. Mystery Quilt block - Nadia revealed the final layout.
2. Julie Green's email was hacked so if you received an email asking for money, delete it.
3. Quilts of Valor news: 7 quilts are ready for the Ride of Honor presentation. 20 quilts will be presented at the guild in November. Bring baked goods if possible. Please park in the far parking lot so our veterans can park in the nearby parking lot. A drug-sniffing dog will be in attendance.

### **Upcoming Monthly Programs:**

**December:** To celebrate, there will be a potluck & a \$10 gift exchange. Please bring food & a suitable gift if you wish to participate. For the 2025 guild challenge, the Foundation Paper Piecing quilts will be displayed and judging will occur.

**January:** The new guild challenge will be announced.

A spring embroidery stitches workshop may or may not occur.

**Monthly Program:** Scandinavian Star folding, as shown by Nadia

**Membership Report:** Jinx Abernathy: 50 people were present, 4 guests and 46 members.

### **Drawing Winners:**

First Time Sew & Tell: Vivian Burrus

Donations: Mary Selecky

Sew & Tell: Kathy Bolton, Martha Creech

Membership: Nancy Knapp and Duane Carpentier

Next meeting will be on November 8th, 2025. Meeting Adjourned at time: 12:30 pm

Respectfully Submitted,  
Sarah Oberlin, Secretary

## 11/8/2025 TRPQG QOV Award Ceremony

9:00 am Program starts at 9:30

Imperial Centre for the Arts and Sciences In the Arts Education Building

Your friends and family are welcome.

### Parking

344 Falls Road Rocky Mount Parking for veterans

Overflow parking 270 Gay Street



Red **X** is entrance

Blue **X**'s are parking

Green **line** shows paths from parking to entrance

- Please park at the Imperial Centre lot to save the closer spaces for our Veterans.
- Please bring some snacks to share with everyone.
- We will have the Quilt Of Valor Ceremony first and then have a short guild meeting afterwards.

## 2025 Mystery Quilt Clue 8


This is the final clue for this Mystery quilt. I hope you enjoyed the process!

### Cutting:

- From the background fabric, cut 6 strips across the width of fabric, 2 inch wide, for the inner border.
- From Color D, cut 6 strips across the width of fabric for the outer border, 4.5 inch wide.
- From Color C, cut 6 width-of-fabric strips 2.5 inch, for binding.

### Piecing:

Assemble following the chart, add narrow inner border, then wide outer border, quilt as desired and bind.



Link to instructions to make Scandinavian Star  
[How to Make a No-Sew Fabric Scandinavian Star Ornament - Create Whimsy](#)

## Charity/Outreach

Many thanks to the Cutting Corners September Bee meeting, they stuffed all of the comfort bags that were made by the guild throughout the year. A grand total of 192 bags! Every bag made and stuffed now has been donated to our Rocky Mount and Nash County emergency response communities. I'd like to thank everyone for their support in this community effort! They were well received, and one organization was ready to discuss next year! With that said any additional donations of comfort bags and items to stuff in them will still be collected.

Quilt donations have also been delivered to the adoption agency, Nash Women's Center, Tarboro, the Veteran's and gently used blankets to the Christian Ministries homeless shelter.

Once again, many thanks from Outreach and their many recipients!

Katherine Saunders



## Book Review


### Paper Piecing with Alex Anderson

By Alex Anderson

If you have not yet started on a paper pieced project for the guild, you still have time. Paper Piecing with Alex Anderson has seven projects that would be perfect for your presentation. Most are smaller quilts. There is a Pineapple quilt that is 42 ½ x 50 ½", a Kaleidoscope quilt that is 52 ½ x 56 ½". This one has a unique border that is very appealing. The quilt uses lots of scraps. The New York Beauty quilt is 39 ½ x 39 ½", a very colorful sampler quilt that is 40 ½ x 40 ½". It features a square in a square, kaleidoscope, basket, New York Beauty and Pineapple blocks. Paper Piecing simplifies the construction of each of these patterns. With paper piecing the quilter is given a pattern. You make enough copies of the pattern to construct the block. Since you will be sewing on the paper, your pattern should be very accurate. You need to shorten your stitch length before you begin. When the quilt is completed, the paper needs to be torn away. Small tweezers are a big help. Ms. Anderson suggests several types of paper you might use. I prefer the Carol Doak paper. It tears away rather easily.

This book is full of tips and techniques to make you a successful paper-piecer. Some love paper piecing; others do not. I like it because of the accuracy I have.

Your Quilt Librarians  
Martha Blount  
Mary Ann Rettino



## 🍁 Welcome, Tar River Piecemakers! 🍁

As the crisp November air settles in and the leaves turn to gold and crimson, it's the perfect time to gather together and celebrate the warmth of friendship, creativity, and community. Just like the patchwork of our quilts, each of us brings something unique and beautiful to this guild — and together, we create something truly special.

This month, may your sewing rooms be cozy, your fabric stashes inspire new ideas, and your hearts be full of gratitude for the joy quilting brings. Whether you're finishing fall projects, planning for the holidays, or simply enjoying the comfort of a well-loved quilt, take a moment to appreciate the stitches that connect us all.

## 🍁 Happy Fall and Happy Quilting! 🍁

*The Tar River Piecemakers Quilting Guild*

Submitted by Harvey Sopher





## Sunshine & Shadow

We don't want you to go through it alone! If you have anyone you want remembered, please email: Nancy Knapp at [HUDSONPUPPY@earthlink.net](mailto:HUDSONPUPPY@earthlink.net)



## NOVEMBER BIRTHDAYS



Susie Crumpler

Julie Green

Thelma Hill

Penny McClure

Ramona Orzell

Mary Selecky

Jennie Wright



### A BIG TRPQG THANK YOU

Everyone who sews for Outreach  
Everyone who contributes to the TRPQG Newsletter  
Everyone that shares at Sew & Tell  
The Queen Bees  
Harvey for mailing the newsletters & taking pictures  
at the meetings







**7076 Ramsey St./HWY 401  
Fayetteville, NC 28311  
(910) 630-3912 Mon– Sat 9 am—5 pm  
<https://www.lovingstitches.net>**

*One of the Largest Quilt Shops On the East Coast!*

Free Virtual  
Embroidery Event  
with DIME by  
OESD Nov 20th, 4-  
5pm. Register at our  
website.

### Try Before You Buy Bernina 3-Series Event

Make & Take. Choose projects & dates:

November 14th 6-9pm, zipper pouch

November 15th 10-1pm, zipper pouch

November 21st 6-9pm, mini jelly roll rug

November 22nd 10-1pm, mini jelly roll rug

She may be small, but she's loaded with features never before offered on a Bernina entry level machine!



We will be closed November 26th  
& 27th for Thanksgiving.

### Thankful Hearts SALE!

November 28th & 29th

Special savings throughout the store.  
Regular hours 9 am—5 pm.  
Savings up to 50% off many sale items.

made to create **BERNINA**

### Facebook TRPQG Members Only Update

If you would like to join the TRPQG Members Only Facebook page.

Go to <https://www.facebook.com/groups/475820599214904> and request to be added.

Please send an email to [rite1@mindspring.com](mailto:rite1@mindspring.com) and let me know that you have sent a request. Occasionally the name in the TRPQG Membership Directory is not the same as your Facebook name. If you will let me know your name in the directory and your name on your Facebook page you can help me speed up the approval process.

Jennie Wright







## SAVE THE DATES

### TRPQG MEETING

November 8th Meeting: Imperial Centre

Deadline for newsletter submissions is the 25<sup>th</sup>

### EVENTS YOU MIGHT ENJOY

Quilting & Fiber Art Marketplace, Dennis A Wicker Civic Center, Sanford, NC

Jan 9-10, 2026

QUILTCON, Raleigh Convention Center, Raleigh, NC

February 19-22, 2026

Capital Quilters Quilt Show, NC State Fairgrounds, Raleigh, NC

March 13-14, 2026



# QUILTOLOGY – November 2025

## ~ ~ ~ ~ ~ Quilt History Quiz Answers ~ ~ ~ ~ ~

**Question #1-**What were the earliest geometric shapes used in quilting?

a-Hexagon & 4-Pointed Star

b- Circle & Heart

c-Square & Diamond

**Question #2-**What is believed to be the oldest quilt pattern, discovered in egyptian tombs?

a-Crazy Quilt

b-Rose of Sharon

c-Log Cabin

**Question #3-**Which settlers introduced quilting to the united states?

a-Dutch & English

b-Irish

c-Russians & Germans

**Question #4-**What is the oldest known quilt block pattern?

a-Churn Dash

b-Shoo Fly ~or~ Monkey Wrench

c-Four Patch ~or~ The Nine Patch

**Question #5-**During the American Civil War, which quilt block was a signal to escaping slaves that food, water, & rest was just ahead?

a-Flying Geese Block

b-Churn Dash Block

c-Arrow Block

**Question #6-**Which Applique pattern is known to be one of the oldest patterns in existence?

a-Dresden Plate

b-Chevron

c-Rose of Sharon

**Question #7-**Which quilt pattern is mentioned in the bible?



a-Basket Weave



b-Rose of Sharon




c-Star of Bethlehem

**Question #8-**Which quilt pattern is the “French Bouquet” ~or~ “Mosaic”?



a-Union Square



b-Bears Paw



c-Grandmother's Flower Garden

**Question #9-**What does "QAYG" mean in quilting?

a-Quilts Are Your Gateway

b-Quilting As Your Grandmother

c-Quilt As You Go

# HAPPY QUILTING!

- FABRICS
- PATTERNS
- QUILTING SERVICES
- MACHINE SERVICE & REPAIR

# Quilts Like Crazy and Embroidery

Quilting, Sewing, Embroidery Supplies & More!

## STORE HOURS

M-F	10AM - 5PM
SAT	10AM - 3PM
SUN	CLOSED



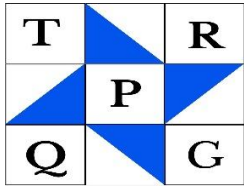
1241-08 S Main St, Wake Forest, NC 27587  
www.quiltslikecrazy.com (984) 237-0071

Follow us!





Tar River Piecemakers Quilting Guild



P.O. Box 7041 Rocky Mount NC 27804

Leadership Team:

Julie Green

Lori Mann

Nadia Pshenitsyna

Secretary: Sarah Oberlin

Treasurer: Rosalyn Ryers

Sunshine & Shadow: Nancy Knapp

Membership:

Jinx Abernathy

Amanda Jackson

Joyce Kirby

Library: Maryann Rettino

Martha Blount

Beekeeper: Pam Smith

Website: Harvey Sopher

Newsletter: Michele Carpentier

Facebook: Jennie Wright

Charity Outreach:

Katherine Saunders

Hospitality: Lin Varney

Public Relations: Lin Varney

Harvey Sopher

All area codes are 252 unless noted

## Newsletter Advertising for TRPQG Members

If you are a TRPQG member and have personal sewing related items you no longer want or use and you would like to sell or gift them you can list them in the newsletter. Please send the item description, price and your contact information to [michele251970@gmail.com](mailto:michele251970@gmail.com). This section of the newsletter will be removed from the newsletter before being posted on the public website.

Items will be limited to space available in the newsletter and first come first serve. The newsletter and the TRPQG are not responsible in any way for any transactions resulting from these advertisements. The newsletter is simply providing what we hope is a benefit for the members of the TRPQG guild.

## TRPQG Official Charities

**QOV:** preferred size 60"x80", minimum size 55"x 65", maximum size. 100%cotton preferred. Patriotic fabric themes are encouraged, but not mandatory.

**Quilts for Christian Adoption Agency:** any size

Please include a sample square from the quilt pattern which is given to the birth mother.

**Isolette covers for Vidant Hospital:** should be no larger than 36 x 36 .

**Quilts for Nash Hospital Nursery:** Accept any size quilts they use to send the babies home. We will accept smaller blankets that are knitted or crocheted. We can always find someone who has a need.

### Additional charities our TRPQG members support

**Oncology Department Quilts:** lap size quilts and mug rugs


**Bereavement wraps:** 12" x 12" or 15" x 15" (use pattern)

**Mother's Hearts:** ask for pattern used for preemies in neonatal

**Premie Beanies:** (knitted) ask for pattern or Google them

**Adult Beanies:** (knitted) ask for pattern or Google them

**Comfort Bags:** For Police department bags





If you are a member of the TRPQG and you machine quilt for others please send your name, phone number and email address to [michele251970@gmail.com](mailto:michele251970@gmail.com). In future issues of the newsletter I will list your contact information so TRPQG members can contact you for their quilting needs.



Tuesday November 11th

**As of 11 OCT 2025:**  
 74 Regular Members  
 7 Founding Members  
 2 Honorary Members  
 1 Junior Members  
**84 Total Members**

### **2025 – 2026 Greeters**

November – Carol Puckett  
 December –  
 January – Duane & Michele Carpenter



Thursday November 27th

### **Coffee & Snacks**

November- - - -Marilyn Hooton  
 December- - - -Ann Davis  
 January- - - - -Duane & Michele Carpenter  
 February- - - - -

**MEMBERSHIP**









**KOZY AT HOME**  
**NOV. 7-8**  
*Christmas*  
**OPEN**  
**HOUSE**  
 • REFRESHMENTS • MUSIC •  
 • FESTIVE RAFFLE •  
[WWW.KOZYATHOME.SQUARE.SITE](http://WWW.KOZYATHOME.SQUARE.SITE)

VALID NOW-NOV. 22ND

**COUPON**  
**\$5 OFF**  
**CLASS**  
**SIGN-UP**  
 CODE: FESTIVE

---

VALID NOW-NOV. 8TH

**COUPON**  
**15% OFF**  
**TOTAL**  
**PURCHASE\***  
 \*SEE SITE FOR DETAILS


## KOZY AT HOME

Studio & Boutique

MILITARY AND GUILD MEMBER DISCOUNT NOW AVAILABLE!  
 SEE WEBSITE FOR FULL DETAILS

<p>Tuesday-Friday 10-6pm          Saturday: 10-4pm          Sunday &amp; Monday: CLOSED</p> <p>723 S. Barnes Street          Nashville, NC 27856          252-908-9656  <a href="mailto:kozyathome101@yahoo.com">kozyathome101@yahoo.com</a>  <a href="http://kozyathome.square.site">kozyathome.square.site</a></p>	<p style="font-size: 2em;">“</p> <p><b>SEPT. 20TH</b>          NATIONAL SEW A JELLY ROLL DAY.          JOIN US FOR A FUN FILLED DAY OF          SEWING AND TREATS!          10AM-6PM</p> <p style="font-size: 1.2em;">”</p> <p style="font-size: small;">CHECK ONLINE FOR OUR FULL          CLASS SCHEDULE</p>
--	--







## *Quilting Bees*



***A Quilting Bee is a gathering for quilters to foster creativity, connection, and community so that others feel a sense of belonging.***

<b>Busy Bees</b>	Imperial Art Centre 2nd Tuesday of each month @ 10 am 100 S Englewood Drive RMT Program: Adventures at the Sylvan Bird Park & Bird Project Bring an existing bird project that you've done Queen Bee is Lisa Clark.
<b>Cutting Corners</b>	Braswell Library on the 3rd Friday of the month @ 10 am October meeting will be held at Englewood Presbyterian Church Queen Bee is Ramona Orzell.
<b>Happy Hooper's</b>	Meetings 3rd Saturday of each month @ 10 am at the home of Frankie Powell. Program: Free Standing Lace Ornaments Queen Bee is Frankie Powell.
<b>Sew-Social</b>	Open Sew Format @ the Imperial Art Centre on the 4th Saturday of each month. Door to the Education Building open at 9:30AM. Everyone is welcome – bring your UFO's, or any project you'd like to finish or just come chat and see what projects are being worked on. Please contact Pam Smith.
<b>EQ8 Electric Quilt</b>	Imperial Art Centre 10 am. - 4th Saturday of each month. Queen Bee is Debbie Nivison.
<b>Patriotic</b>	1 <sup>st</sup> Tuesday of each month at 10 am at Englewood Presbyterian Church. 100 S Englewood Drive, RMT Program: Preparing for the Quilts of Valor Presentations. Bee Leaders are Jinx Abernathy & Duane Carpentier.

**Quilting & Fiber  
Art Marketplace**

**CLASSES &  
WORKSHOPS  
ADDED!!**



**COMING JANUARY 9<sup>TH</sup> & 10<sup>TH</sup> 2026**

**AT**

**THE DENNIS A WICKER CIVIC CENTER  
SANFORD NC**

**SAVE THE DATE**

***Plan to Come  
See Us!***





## No-Bake Pumpkin Cheesecake

November 2025 ~ Courtesy Jinx Abernathy

**Total Time: 8 hrs 30 mins    Makes One 10" cake, to Serve 10-12**

### **Crust:**

2 cups Gingersnap crumbs  
1/3 cup granulated sugar  
1/2 cup unsalted butter, melted

### **Filling:**

1 (15-ounce) can pumpkin purée	1/2 tsp ground cinnamon
1 cup heavy cream	1 tsp ground ginger
Two (8-ounce) packages cream cheese	1/4 tsp ground nutmeg
1 cup powdered sugar	1/4 tsp ground cardamom
2 Tbls molasses	1/8 tsp ground cloves
1 tsp vanilla extract	

**Step-1:** Drain the pumpkin in a small bowl lined with paper towels: Set aside.

**Step-2:** In a large bowl or food processor, combine the Gingersnap crumbs, sugar, & melted butter until all the crumbs are evenly moistened & the mixture begins to clump together.

- > Transfer the crumb mixture into a 9 or 10" Springform pan: Pack the crumbs firmly into an even layer on the bottom & slightly up the sides of the pan.
- > Transfer the pan to the freezer to chill while preparing the filling.

**Step-3:** Whip the heavy cream until thickened & very stiff peaks form, about 1-2 minutes.

- > Transfer the whipped cream to a small bowl & set aside.

**Step-4:** Whip the cream cheese until completely smooth, about 4 minutes.

- > Add the drained pumpkin, powdered sugar, molasses, vanilla, & spices.
- > Mix on the lowest speed until most of the powdered sugar has been incorporated into the mixture, about 1 minute.
- > Increase the speed to medium-high & whip for 2-3 minutes, or until the filling is creamy, smooth, & free of lumps.

**Step-5:** Gently fold the whipped cream into the pumpkin mixture.

**Step-6:** Remove the crust from the freezer & fill it with the pumpkin mixture.

- > Using a small offset spatula, level & smooth the top of the cake.
- > Cover the pan tightly with a layer of plastic wrap, do not let the plastic touch the surface of the cake.
- > Refrigerate until thoroughly chilled & filling has set, at least 8 hours, ideally 12 to 24 hours.

**Step-7:** When cake is set & ready to serve, run a small offset spatula around the edge of the cake.

- > Remove the rim of the pan & carefully slide the cake onto a serving plate. Slice & serve.

**NOTE:** > *Decorate with Whipped Cream, Caramel, or Chocolate Sauce, if desired.*

> *Leftover cheesecake can be covered & stored in the refrigerator up to 3 days.*

> *This cheesecake also freezes well:*

*Cut slices & freeze them, spaced apart, on a baking sheet.*

*Wrap individual slices tightly & freeze up to 3 months.*

*Ever try eating FROZEN Cheese Cake? YUM!!!*





## TRPQG AGENDA NOVEMBER 8, 2025

SOCIAL/SIGN IN: 9:00 to 9:30 AM \*\* REMINDER VETERANS WILL BE ARRIVING

QUILT OF VALOR CEREMONY: 9:30 AM

MINUTES OF THE PREV. MONTH APPROVED AS PUBLISHED IN THE NEWSLETTER

1. MOTION TO APPROVE & 2ND

TREASURER'S REPORT APPROVED AS PUBLISHED IN THE NEWSLETTER

1. MOTION TO APPROVE & 2<sup>ND</sup>

BIRTHDAYS: Susie Crumpler, Julie Green, Thelma Hill, Penny McClure, Ramona Orzell, Mary Selecky, Jennie Wright

Committee Reports- Short summaries

Outreach - Katherine Saunders

Sunshine and Shadow - Nancy Knapp

Library - Martha Blount and Maryann Rettino

Newsletter - Michele Carpentier

Facebook - Jennie Wright

Bee Keeper - Pam Smith

Programs - Leadership Team

Public Relations - Harvey Sopher, Lin Varney

Website – Harvey Sopher

OLD BUSINESS

1. Bio Forms - We want to get to know you! Give those to Sarah Wade or Michele Carpentier.
2. Sign up to be a greeter or provide coffee

NEW BUSINESS

1. Mystery Quilt Block – Nadia
2. Christmas Party - Potluck
3. Please remember that this is a space where sound travels and when you're talking others around you are trying to hear what's going on at the front of the room...especially during Sew & Tell.

MEMBERSHIP REPORT: Jinx Abernathy

DRAWINGS

SEW & TELL – Time permitting