

2025

October

Volume 28 Issue 2

Quilting Times

Join us!!

Tar River Piecemakers Quilting Guild

Meets at 9:00 the second Saturday of every month at the
Arts Center at the Imperial Centre for Arts & Sciences
344 Falls Road, Rocky Mount, NC. 27804

From The Leadership Team!

Greetings Quilters-

Trick or treat! In October, Halloween is yet another reason to get crafty and creative. A spooky wall hanging? A spacious treat bag? A cozy orange-and-black blanket? A quilted witch hat? Bring your Halloween creations to the next guild meeting to get everyone into the season's spirit!

After Halloween, Christmas is not far away. At the next meeting, Nadia will demonstrate the making of a Scandinavian Fabric Star – a simple yet elegant idea for Christmas decorations or gifts. The kits will be provided by the guild. Please bring scissors, sewing needles and neutral thread.

See you on October 11th at the Imperial Centre for Arts & Sciences!

Nadia, Lori and Julie – Your Leadership Team

Welcome new members!

Join the TRPQG Members Facebook page

Join the EQ8 & Sew-Social Bees on the 4th Saturday

Our Next Meeting

Saturday October 11, 2025

9:00AM Imperial Centre

Bring a Friend

Wear Your Name Tag

Return Borrowed Library Books

Tar River Piecemakers Quilting Guild Meeting Minutes – September 13, 2025

Mary called the TRPQG meeting to order at 09:32 am and welcomed everyone.
Mary wished Happy Birthday to all with a birthday in September.

A motion to approve the Meeting Minutes for August was made by Jean Doyle and seconded by Sarah Wade. A motion to approve the Treasurer's Report for August was made by Pam Smith and seconded by Donna Allen. Both motions passed.

Committee Reports:

Charity Outreach: Bonnie & Duane are currently accepting donations.

Sunshine and Shadows: Nancy Knapp: No news.

Library: Martha Blount/Maryann Rettino: No news.

Newsletter: Michele Carpentier: No news.

Facebook: Jennie Wright: No news.

Programs: Leadership Team – See below under New Business.

Public Relations: Harvey Sopher and Lin Varney: No news.

Bee Keeper: Pam Smith: The 4th Saturday meeting is restarting on the 27th of Sept at the regular meeting place at the Imperial Center for the Arts.

Webpage: Harvey Sopher: More patterns have been uploaded online.

Proceedings:

1. The newest mystery quilt block has been shared via email. This is the 2nd to last clue.
2. Duane & Mary thanked the guild for their support of the leadership team.
3. Quilt Kozy is open for business, with fabric.
4. Duane is taking over the Patriotic bee, now located at the Englewood Presbyterian Church, 100 S Englewood Drive.
5. A donor gave 15 boxes of fabric to the guild.
6. Ramona, one of the founding members of the guild, inducted the new leadership team of Nadia, Lori and Julie!
7. A new & improved quilting cotton strip game was played.

Monthly Program: Celebrated the 25th anniversary of the guild existing.

Membership Report: Jinx Abernathy: 39 members in attendance, including 2 new members.

Drawing Winners:

Donation drawing: Rosalyn Ryers

Sew & Tell: Beverly Couch & Carol Christman

Membership (Blue Tickets): Lucy Freeman

Next meeting will be on 10/11/25. Meeting Adjourned at time: 12:30 pm

Respectly Submitted,
Sarah Oberlin, Secretary

Challenge: Foundation Paper Piecing

Try a new technique, or add to the skills you already have, with Foundation Paper Piecing.

What Is FPP?

Foundation Paper Piecing (FPP) is a quilting technique where a printed paper template guides fabric placement and stitching to create precise quilt blocks. The fabric is sewn onto the paper, and the paper is removed after the block is completed.

The criteria is simple.

Use whatever combination of colors and pattern(s) you like.

Size: at least 24 inches Square

Must be made using foundation paper piecing technique.

Finished quilts must be submitted at the December TRPQG meeting.

HAVE FUN AND CREATE!!



Quilting & Fiber Art Marketplace

**CLASSES &
WORKSHOPS
ADDED!!**



**OVER 30 AMAZING
VENDORS!!**

COMING JANUARY 9TH & 10TH 2026

AT

**THE DENNIS A WICKER CIVIC CENTER
SANFORD NC**

SAVE THE DATE

***Plan to Come
See Us!***



2025 Mystery Quilt Clue 7

****See below step 5, was incorrect when previously communicated as combine 1 color B square and should be combine 1 C square****

Cutting:

- From the background fabric, cut 2 squares 7 x 7 inch. Cut each square diagonally into two triangles.
- From the background fabric, cut 6 squares 4 x 4 inch.
- From Color C, cut 8 squares 3.5 x 3.5 inch.
- From Color D, cut 2 squares 5 ¼ x 5 ¼ inch. Cut each square diagonally into two triangles.
- From Color D, cut 6 squares 4 x 4 inch and 4 squares 3.5 x 3.5 inch.

Keep leftover fabric – you may need it later!

Piecing:

Step 1. Find ziplock bag marked Clue 3 and pick one block. Put aside the rest of Clue 3 bag. Take 2 triangles cut from 5 ¼ inch square. Mark the middle of the longest side of each triangle, center the triangle, pin carefully without stretching the bias side of the triangle. Sew on the opposite sides of the Clue 3 block. Press the seam allowance towards the triangle. Repeat with the remaining two triangles cut from the 5 ¼ squares. Trim the resulting square to 9 x 9 inch square.


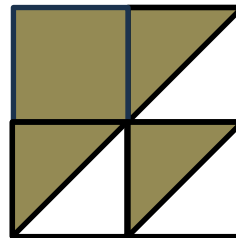

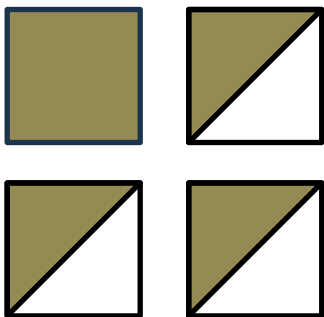
Step 2. Take 2 triangles cut from the 7 inch background square. Mark the middle of the longest side of each triangle, center the triangle, pin carefully without stretching the bias side of the triangle. Sew on the opposite sides of the 9 x 9 inch square block. Press the seam allowance towards the triangle. Repeat with the remaining two triangles cut from the 7 square. Trim the resulting square to 12 ½ x 12 ½ inch square.

Step 3. Mark a light pencil diagonal line on the wrong side of the background squares. Pair one background and one color D square, right sides together. Pin. Sew a scant ¼ inch seam on either side of the marked line. Cut on the pencil line to make 2 Half-Square Triangles. Press the seam allowance towards the darker fabric. Trim to 3.5 inch square as needed. Make 12 HSTs.

Step 4. Combine 1 color D square (3.5 x 3.5 inch) and 3 HSTs to make the “Fish” block. Make 4 blocks with Color D.

Step 5. Find the ziploc bag marked Clue 4. Combine 1 color C square and 3 HSTs from Clue 4 to make the “Fish” block. Make 8 blocks with Color C.

FISH block



Mark the resulting blocks as Clue 7 and set aside.

Book Review

Hope's Journey: Classic Blocks, Reproduction Quilts, and Stories of Bygone Days

By Betsy Chutchian

Hope's Journey by Betsy Chutchian is the book I am reviewing for this month. Ms. Chutchian says Hope is the name of every woman who had to leave her home with her husband to travel west in hope of a better life. While pioneer women did not know what was ahead, you will know as you make these quilts because you have the book with the pattern telling you where you are going! You do have choices with your fabrics and various ways to piece the blocks together but you know the destination. The blocks are small so they lend themselves to use leftover fabric from larger projects. These small projects may be hung on the wall or placed around a room on the back of a chair.

Chick, Chick, Chick, Hen is only 15 ½" square. The border is composed of many half square triangles that are stitched together. Because this quilt is not designed for a bedcover, the author suggests using a single-fold binding.

Birdshot is another really small quilt. Since many of us have already made more quilts than we can use, this pattern lets you have the fun of making a quilt without investing in a huge amount of fabric or time. The quilt is 10 ½" x 14 ½". You are using 3 x 3" squares that are divided into light and dark. These small quilts are also perfect for trying out various free motion quilting designs.

With each design, Ms. Chutchian gives you the history of one of the pioneers. These stories are derived from the journals that many of the women kept along their journeys. One lady and her husband brought 500 pounds of flour with them. She had an abundance. 200 pounds was the recommended amount. She also brought canned peaches, dried fruit, bacon, ham, opera glasses, and two folding upholstered chairs. She had enough to trade with the Native Americans she encountered along the way. She traveled along the Bozeman Trail during the time a peace treaty was in effect.

There are many stories in the book about the pioneers themselves. One young girl traveled west in 1850 with her parents and six siblings. They were attacked and all were killed except this girl, one brother, and one sister. The girls were taken as captives by a tribe of Indians and became their slaves. After a year they were traded to the Mohave Indians. They were well treated by the Mohave Indians. The US Army found them after five years and reunited the sisters with their brother. A book was written about their ordeal.

This book is entertaining to read, as well as giving you some quilt designs to try in a small scale.

Your Quilt Librarians

Martha Blount

Mary Ann Rettino

Greetings from the Tar River Piecemakers Quilting Guild


As October sweeps in with cooler air and colorful leaves, we're reminded of the warmth and creativity that this season brings to our quilting community. Whether your needle is dancing through autumn-inspired fabrics, spooky Halloween patterns, or early holiday projects, we're so glad to have you as part of our guild.

This month let's take inspiration from the rich colors of fall—burnt orange, golden yellow, deep burgundy—and stitch a little seasonal magic into everything we make. And as always, it's not just about the quilts; it's about the friendships, the laughter, and the joy we share with each gathering.

Here's to a month of cozy creativity and heartfelt connection.

Happy October, and happy quilting!


Submitted by Harvey Sopher





Sunshine & Shadow

We don't want you to go through it alone! If you have anyone you want remembered, please email: Nancy Knapp at HUDSONPUPPY@earthlink.net



OCTOBER BIRTHDAYS



Bernadette Bladl

Martha Cianos

Paige Davis

Jean Doyle

Marilyn Hooton

Billie Howell

Mandy Jackson

Joyce Kirby

Lori Mann



A BIG TRPQG THANK YOU

Everyone who sews for Outreach

Everyone who contributes to the TRPQG Newsletter

Everyone that shares at Sew & Tell

The Queen Bees

Harvey for mailing the newsletters & taking pictures at the meetings





**7076 Ramsey St./HWY 401
Fayetteville, NC 28311
(910) 630-3912 Mon– Sat 9 am—5 pm
<https://www.lovingstitches.net>**

Best Financing of the Year!

Now is the time to buy the new Bernina you've always wanted. Our experts are ready to guide through the selection process ensuring you find the perfect match. We'll also support you long after the sale.

One day only!

**SUPER
SATURDAY**

OCTOBER 2025						
			1	2	3	4
5	6	7	8	9	10	11
12	13	14	15	16	17	18
19	20	21	22	23	24	25
26	27	28	29	30	31	



✓ **0% Interest for 72 Months[†]**
On in-store purchases of \$10,000 or more made with your BERNINA Credit Card. Participating Dealers Only. 72 equal monthly payments required.

✓ **0% Interest for 48 Months[†]**
On in-store purchases of \$3,500 or more made with your BERNINA Credit Card. Participating Dealers Only. 48 equal monthly payments required.

BERNINA made to create

[†]Offer applies only to single-merchant qualifying purchases. No interest will be charged, and equal monthly payments are required on promissory purchase until it is paid in full. The payments equal the amount financed divided by the number of months in the promo period, which may be 48 or 72 months, rounded up to the next whole dollar. These payments may be higher than the payments that would be required if the purchase was a non-promo purchase. During the last month(s) of the promo period the required monthly payment may be reduced due to the prior month's rounding. Regular account terms apply to non-promo purchases. New Accounts as of 10/1/2025: Purchase APR 24.99%, Penalty APR 35.99%, Late Interest Charge 5.2. Excluding creditlines. See your credit card agreement terms, subject to credit approval. Participating Dealers Only. See store for details. We reserve the right to discontinue or alter the terms of this offer any time.

Generations Quilt Patterns Free downloadable patterns, wide variety to choose from, from beginner to advanced.

[Generations Quilt Patterns](#)

Facebook TRPQG Members Only Update

If you would like to join the TRPQG Members Only Facebook page.

Go to <https://www.facebook.com/groups/475820599214904> and request to be added.

Please send an email to rite1@mindspring.com and let me know that you have sent a request. Occasionally the name in the TRPQG Membership Directory is not the same as your Facebook name. If you will let me know your name in the directory and your name on your Facebook page you can help me speed up the approval process.

Jennie Wright



SAVE THE DATES

TRPQG MEETING

October 11th Meeting: Imperial Centre
Deadline for newsletter submissions is the 25th

EVENTS YOU MIGHT ENJOY

Quilting & Fiber Art Marketplace, Dennis A Wicker Civic Center, Sanford, NC

Jan 9-10, 2026

QUILTCON, Raleigh Convention Center, Raleigh, NC

February 19-22, 2026

Capital Quilters Quilt Show, NC State Fairgrounds, Raleigh, NC

March 13-14, 2026



- FABRICS
- PATTERNS
- QUILTING SERVICES
- MACHINE SERVICE & REPAIR

Quilts Like Crazy and Embroidery

Quilting, Sewing, Embroidery Supplies & More!

STORE HOURS

M-F	10AM - 5PM
SAT	10AM - 3PM
SUN	CLOSED

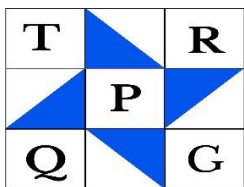


1241-08 S Main St, Wake Forest, NC 27587
www.quiltslikecrazy.com (984) 237-0071

Follow us!



Tar River Piecemakers Quilting Guild



P.O. Box 7041 Rocky Mount NC 27804

Leadership Team:

Julie Green

Lori Mann

Nadia Pshenitsyna

Secretary: Sarah Oberlin

Treasurer: Rosalyn Ryers

Sunshine & Shadow: Nancy Knapp

Membership:

Jinx Abernathy

Amanda Jackson

Joyce Kirby

Library: Maryann Rettino

Martha Blount

Beekeeper: Pam Smith

Website: Harvey Sopher

Newsletter: Michele Carpentier

Facebook: Jennie Wright

Charity Outreach:

Katherine Saunders

Hospitality: Lin Varney

Public Relations: Lin Varney

Harvey Sopher

All area codes are 252 unless noted

Newsletter Advertising for TRPQG Members

If you are a TRPQG member and have personal sewing related items you no longer want or use and you would like to sell or gift them you can list them in the newsletter. Please send the item description, price and your contact information to michele251970@gmail.com. This section of the newsletter will be removed from the newsletter before being posted on the public website.

Items will be limited to space available in the newsletter and first come first serve. The newsletter and the TRPQG are not responsible in any way for any transactions resulting from these advertisements. The newsletter is simply providing what we hope is a benefit for the members of the TRPQG guild.

TRPQG Official Charities

QOV: preferred size 60"x80", minimum size 55"x 65", maximum size. 100%cotton preferred. Patriotic fabric themes are encouraged, but not mandatory.

Quilts for Christian Adoption Agency: any size

Please include a sample square from the quilt pattern which is given to the birth mother.

Isolette covers for Vidant Hospital: should be no larger than 36 x 36 .

Quilts for Nash Hospital Nursery: Accept any size quilts they use to send the babies home. We will accept smaller blankets that are knitted or crocheted. We can always find someone who has a need.

Additional charities our TRPQG members support

Oncology Department Quilts:lap size quilts and mug rugs

Bereavement wraps: 12" x 12" or 15" x 15" (use pattern)

Mother's Hearts: ask for pattern used for preemies in neonatal

Preemie Beanies: (knitted) ask for pattern or Google them

Adult Beanies: (knitted) ask for pattern or Google them

Comfort Bags: For Police department bags





2025 Greeters

October – Ann Davis
November –
December –
January –

MEMBERSHIP





Quilting Bees



A Quilting Bee is a gathering for quilters to foster creativity, connection, and community so that others feel a sense of belonging.

Busy Bees	Imperial Art Centre 2nd Tuesday of each month @ 10 am Queen Bee is Lisa Clark.
Cutting Corners	3rd Friday of the month @ 10 am Queen Bee is Ramona Orzell. October meeting will be held at Englewood Presbyterian Church 100 S Englewood Drive, RMT
Happy Hooper's	Meetings are held on 3rd Saturday of each month @ 10 am at the home of Frankie Powell. Queen Bee is Frankie Powell.
Sew-Social	Open Sew Format @ the Imperial Art Centre on the 4th Saturday of each month. Open to all members. Door to the Education Building open at 9:30AM. Please contact Pam Smith.
EQ8 Electric Quilt	Imperial Art Centre 10 am. - 4th Saturday of each month. Queen Bee is Debbie Nivison.
Patriotic	1st Tuesday of each month at 10 am. Bee Leaders are Jinx Abernathy and Duane Carpentier. October meeting will be held at Englewood Presbyterian Church 100 S Englewood Drive, RMT





Pumpkin Dump Cake October 2025

Courtesy Jinx Abernathy

1 Hour Baking Time



Step-1: Mix together, pour into a greased 9x13 pan:

- 1-15 oz. can of pumpkin
- 1-12 oz. can of evaporated milk
- 1 cup sugar
- 3 eggs
- 1 Tbls pumpkin pie spice

Step-2: Sprinkle on top of mixture:

- Any cake mix - Spice Cake is MY personal favorite!
- 1+1/2 cups chopped pecans
- 3/4 cup melted butter

Step-3: Bake 50-60 minutes at 350 degrees

Step-4: Pack it up & take it to the new neighbors next door!!!

Oops, better make TWO – One for YOU!!!



We will be meeting on October 7th at the Englewood Presbyterian Church, 100 S. Englewood Dr. Rocky Mount NC, 27804. We have a great meeting planned and would love to have anyone that would like to join us come and check out what the Patriotic Bee is all about and what we are doing. It's crunch time to get the QOVs done and turned in with the application forms. We had a challenge presented to us by Katherine and they are now due; we will look them over and vote on who worked the panel into a quilt the best.

Also, we will be going through 14 boxes of donated fabric. Many hands make quick work.

Any questions contact Duane or Jinx.

QUILTOTOLOGY – October 2025

~~~~~ Quilt History Quiz ~~~~~

Question #1 – What were the earliest geometric shapes used in quilting?

- a-Hexagon & 4 Pointed Star b-Circle & Heart c-Square & Diamond

Question #2- What is belived to be the oldest quilt pattern, discovered in Egyptian tombs?

- a-Crazy Quilt b-Rose of Sharon c-Log Cabin

Question #3-Which settlers introduced quilting to the United States?

- a-Dutch & English b-Irish c-Russians & Germans

Question #4-What is the oldest known quilt block pattern?

- a-Churn Dash b-Shoo Fly or Monkey Wrench c-Four Patch or The Nine Patch

Question #5-During the American Civil War, which quilt block was a signal to escaping slaves that food, water & rest was just ahead?

- a-Flying Geese Block b-Churn Dash Block c-Arrow Block

Question #6-Which Applique pattern is known to be one of the oldest patterns in existence?

- a-Dresden Plate b-Chevron c-Rose of Sharon

Question #7-Which quilt pattern is mentioned in the bible?



a-Basket Weave



b-Rose of Sharon




c-Star of Bethlehem

Question #8-Which quilt pattern is the “French Bouquet” ~or~ “Mosaic”?



a-Union Square



b-Bears Paw



c-Grandmother's
Flower Garden

Question #9-What does “QAYG” mean in quilting?

- a-Quilts Are Your Gateway b-Quilting As Your Grandmother c-Quilt As You Go

HAPPY QUILTING!

**Answers will be found in November's "Quilting Times"*

TRPQG AGENDA OCTOBER 11, 2025

SOCIAL/SIGN IN: 9:00 to 9:30 AM

WELCOME: 9:30 AM

MINUTES OF THE PREV. MONTH APPROVED AS PUBLISHED IN THE NEWSLETTER

1. MOTION TO APPROVE & 2ND

TREASURER'S REPORT APPROVED AS PUBLISHED IN THE NEWSLETTER

1. MOTION TO APPROVE & 2ND

BIRTHDAYS: Bernadette Bladl, Martha Cianos, Paige Davis, Jean Doyle, Marilyn Hooton, Billie Howell, Mandy Jackson, Joyce Kirby, Lori Mann,

Committee Reports- Short summaries

Outreach - Katherine Saunders
Sunshine and Shadow - Nancy Knapp
Library - Martha Blount and Maryann Rettino
Newsletter - Michele Carpentier
Facebook - Jennie Wright
Bee Keeper - Pam Smith
Programs - Leadership Team
Public Relations - Harvey Sopher, Lin Varney
Website – Harvey Sopher

OLD BUSINESS

1. Bio Forms - We want to get to know you! Give those to Sarah Wade or Michele Carpentier.
2. Sign up to be a greeter or provide coffee

NEW BUSINESS

1. Mystery Quilt Block – Nadia
2. Announce upcoming QOV things for November
3. Please remember that this is a space where sound travels and when you're talking others around you are trying to hear what's going on at the front of the room...especially during Sew & Tell.

SEW & TELL: Fall Quilts and More

MEMBERSHIP REPORT: Jinx Abernathy

BREAK

DRAWINGS

Scandinavian Star with Nadia