

2025

September  
Volume 28 Issue 1

# Quilting Times

Join us!!

Tar River Piecemakers Quilting Guild

Meets at 9:00 the second Saturday of every month at the  
Arts Center at the Imperial Centre for Arts & Sciences  
344 Falls Road, Rocky Mount, NC. 27804

## From The Leadership Team!

Greetings Quilters-

Fall is fast approaching. The kids and grandkids are back to schools, colleges and universities. We can all pause, take a deep breath and take in the change of the season. The mornings are getting crisp, nature is changing, bringing new colors and fresh inspiration.

In September, we are starting another year of the TRPQG, and it's a BIG one! At our next meeting we will celebrate the 25 year anniversary of our guild. After the business part of the meeting, the guild will provide snacks and a cake to celebrate the 25 years of promoting and perpetuating the art of quilting.

Please bring your favorite quilts that you would like to share and have on display during the meeting. It would be a great way to celebrate the history of the guild and your quilting achievements.

As the incoming leadership team, we (Lori, Julie and Nadia) are thrilled to take over the proverbial baton (ruler?) from the Leadership that has done so well to support, challenge and celebrate the guild members. Thank you to Mary, Duane and Carol!

We already have a few ideas to put on our guild's calendar, and we are always open to hearing the ideas from the guild members!

See you on September 13<sup>th</sup>! We will be back in our usual venue at the Imperial Centre for Arts & Sciences.

Nadia, Lori and Julie – Your Leadership Team

**Welcome new members!**

**Join the TRPQG Members Facebook page**

**Join the EQ8 & Sew-Social Bees on the 4<sup>th</sup> Saturday**

**Our Next Meeting**

**Saturday September 13, 2025  
9:00AM Imperial Centre**

**Bring a Friend**

**Wear Your Name Tag**

**Return Borrowed Library Books**

## **Tar River Piecemakers Quilting Guild Meeting Minutes – August 9, 2025**

Mary Selecky called the TRPQG meeting to order at 09:42 am and welcomed everyone. Mary wished Happy Birthday to all with a birthday in August. Our gratitude to Lisa for suggesting the new venue.

A motion to approve the Meeting Minutes for July was made by Katherine Saunders and seconded by Carol Gates. A motion to approve the Treasurer's Report for July was made by Nancy Knapp and seconded by Duane Carpentier. Both motions passed.

### **Committee Reports:**

Charity Outreach: Katherine Saunders: 8 quilts of valor are in progress and are due in September. November will be the QoV quilt presentation at the guild. The Veterans Residential Services of Wilson needs quilts. Carol Gates is now making quilt kits.

Sunshine and Shadows: Nancy Knapp: no news.

Library: Martha Blount/Maryann Rettino: not present.

Newsletter: Michele Carpentier: No news.

Facebook: Jennie Wright: No news.

Programs: Leadership Team – See below under New Business.

Public Relations: Harvey Sopher and Lin Varney: no news.

Bee Keeper: Pam Smith: 4th Saturday Open Sew in August is not occurring. The September Open Sew will occur in the regular location. Duane & Jinx are the reigning monarchs of the Patriotic Bee.

Webpage: Harvey Sopher: 48 patterns are now available on the website thanks to Jinx.

### **New Business:**

The newest of Nadia's Mystery Quilt Block Clues has been released!

The new leadership team, by unanimous vote, is Lori Mann, Julie Green, and Nadezda Pshenitsyna.

### **Monthly Program:**

Lee Monroe gave a workshop on Perfecting Your Piecing with Flying Geese.

**Membership Report: Jinx Abernathy:** 30 people attended, including 3 guests and 1 new member.

### **Drawing Winners:**

Membership (Blue Tickets): Katherine Saunders (did not yet receive her prize)

Next meeting will be on September 13th 2025. Meeting Adjourned at time: 12:00pm

Respectly Submitted,  
Sarah Oberlin, Secretary

## Challenge: Foundation Paper Piecing

Try a new technique, or add to the skills you already have, with Foundation Paper Piecing.

### What Is FPP?

Foundation Paper Piecing (FPP) is a quilting technique where a printed paper template guides fabric placement and stitching to create precise quilt blocks. The fabric is sewn onto the paper, and the paper is removed after the block is completed.

The criteria is simple.

Use whatever combination of colors and pattern(s) you like.

Size: at least 24 inches Square

Must be made using foundation paper piecing Technique. (definition above)

Finished quilts must be submitted at the December TRPQG meeting.

HAVE FUN AND CREATE!!

If you have any questions, feel free to reach out to the leadership team.

Here is an example:



## 2025 Mystery Quilt Clue 6

### Cutting:

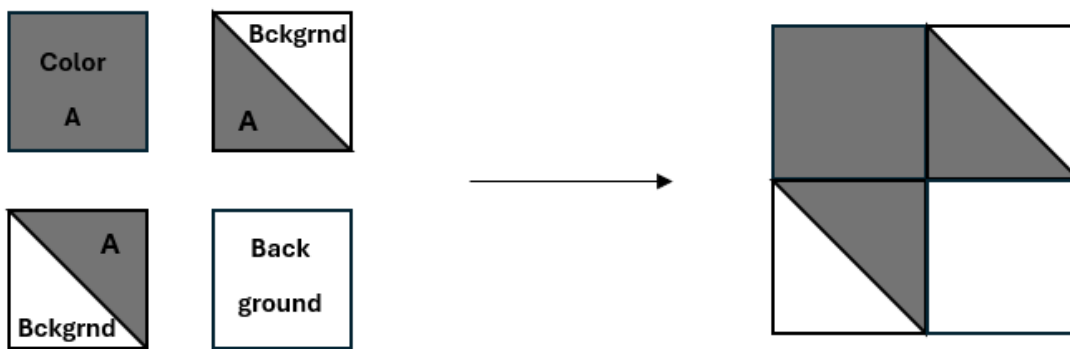
From the background fabric, cut 28 squares 3.5 x 3.5 inch.

From Color A, cut 28 squares 3.5 x 3.5 inch.

Keep leftover fabric – you may need it later!

### Piecing:

Find the Ziploc bag marked Clue 2. Combine 1 background square, 1 Color A square and 2 HSTs from Clue 2 to make the “Arrow” block. The “arrow” will be comprised of Color A.



Make 28 blocks. Put in a Ziplock bag marked Clue 6.





## Book Review


### Scrappy Firework Quilts

#### A Burst of Strips, Scraps & Triangles

#### 19 Gorgeous Quilting Projects: Give Step-by-Step Techniques

By Edyta Sitar

This month I am reviewing *Scrappy Firework Quilts* by Edyta Sitar. Ms. Sitar is the owner of Laundry Basket Quilts. Many of you are probably familiar with this company. The book has nineteen quilting projects. The author starts out with basic information. She gives detailed directions for making 8-pointed stars, doing binding, fusible applique, half square triangles, and strip panels. These are all techniques incorporated in the quilts in the book. There were several quilts that really appealed to me. One was called Blue Barn Quilt. It is basically a log cabin quilt with a twist. The fabrics are divided into lights and darks but would be a great way to use the scraps that most of us have. I started to say use up, but I'm not sure we will ever use up all the scraps we have!



Another project I liked was a Doll Quilt. It is only 19 1/2" square. Most of the blocks are half square triangles with an 8-pointed star in the middle. Again, a good use of your scraps. Most of the pieces consist of either 1 3/4" squares or 2 1/8" squares. This quilt might test your accuracy!

The Mini Star Quilt (31" square) is also attractive. It uses batik strips and has applique vines surrounding the eight-pointed star in the center. It would be a gorgeous wall hanging. The Flea Market Treasure Quilt is much larger—73" square. It has two 8-pointed stars, a small one surrounded by a much larger one, and surrounded by applique. This looks like one to try when you know you will be inside a lot.

The book is available from Amazon for \$27.95. I think you might find lots of uses for it if any of these projects sound like something you would like to try.

Your Quilt Librarians

Martha Blount

Mary Ann Rettino

### 🍁 September Welcome – Tar River Piecemakers Quilt Guild 🍁

As the crisp air of autumn begins to weave its way into our days, we gather once again to celebrate our shared love of quilting and the joy of friendship. September brings with it the warm glow of golden leaves, the comfort of cozy fabrics, and the inspiration to begin new projects that will keep our hands and hearts busy through the cooler months ahead.

Whether you're stitching with jewel-toned batiks, piecing together scrappy treasures, or hand-quilting a cherished work in progress, this season reminds us that every quilt—like every leaf—is unique and beautiful in its own way. Let's share our ideas, encourage one another, and wrap ourselves in the vibrant colors and textures that only quilting can provide.

Here's a month filled with creativity, community, and the comforting hum of sewing machines.


Happy quilting! 🧵🍁

Submitted by Harvey Sopher



## Sunshine & Shadow

We don't want you to go through it alone! If you have anyone you want remembered, please email: Nancy Knapp at [HUDSONPUPPY@earthlink.net](mailto:HUDSONPUPPY@earthlink.net)



## SEPTEMBER BIRTHDAYS



Donna Allen

Lucy Freeman

Rosalyn Ryers

Lin Varney

Sarah Wade



### A BIG TRPQG THANK YOU

Everyone who sews for Outreach

Everyone who contributes to the TRPQG Newsletter

Everyone that shares at Sew & Tell

The Queen Bees

Harvey for mailing the newsletters & taking pictures at the meetings

Beginning Balance

Add Membership Dues

Less L Clark Ck 2098

Less May Chappel Class Ck 2099

Guild Balance as of Aug 2025

QOV Grant Balance

Total Bank Balance as of 8/9/2025





# I Love Quilting Forever



Free downloadable patterns, wide variety to choose from, from beginner to advanced.

[ilovequiltingforever](http://ilovequiltingforever)

## Facebook TRPQG Members Only Update

If you would like to join the TRPQG Members Only Facebook page.  
Go to <https://www.facebook.com/groups/475820599214904> and request to be added.

Please send an email to [rite1@mindspring.com](mailto:rite1@mindspring.com) and let me know that you have sent a request. Occasionally the name in the TRPQG Membership Directory is not the same as your Facebook name. If you will let me know your name in the directory and your name on your Facebook page you can help me speed up the approval process.

Jennie Wright





## SAVE THE DATES

### TRPQG MEETING

September 13th Meeting: Imperial Centre

Deadline for newsletter submissions is the 25<sup>th</sup>

### EVENTS YOU MIGHT ENJOY

QUILTCON, Raleigh Convention Center, Raleigh, NC

February 19-22, 2026

Capital Quilters Quilt Show, NC State Fairgrounds, Raleigh, NC

March 13-14, 2026





- FABRICS
- PATTERNS
- QUILTING SERVICES
- MACHINE SERVICE & REPAIR

# Quilts Like Crazy and Embroidery

Quilting, Sewing, Embroidery Supplies & More!

## STORE HOURS

M-F	10AM - 5PM
SAT	10AM - 3PM
SUN	CLOSED



1241-08 S Main St, Wake Forest, NC 27587  
www.quiltslikecrazy.com (984) 237-0071

Follow us!



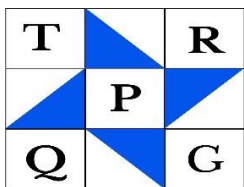
Can you provide  
Coffee, Cookies, or a  
snack, just ONCE this  
year? If you can,  
PLEASE SIGN-UP!



## Coffee & Snacks

September	--- <u>Nadia Pshenitsyna</u>
October	---- <u>Susie Baker</u>
November	--- _____
December	--- _____

Tar River Piecemakers Quilting Guild



P.O. Box 7041 Rocky Mount NC 27804  
Leadership Team:

Julie Green  
Lori Mann  
Nadia Pshenitsyna

Secretary: Sarah Oberlin

Treasurer: Rosalyn Ryers

Sunshine & Shadow: Nancy Knapp

Membership:  
Jinx Abernathy  
Amanda Jackson  
Joyce Kirby  
Library: Maryann Rettino  
Martha Blount

Beekeeper: Pam Smith  
Website: Harvey Sopher  
Newsletter: Michele Carpentier

Facebook: Jennie Wright

Charity Outreach:  
Katherine Saunders

Hospitality: Lin Varney

Public Relations: Lin Varney  
Harvey Sopher

All area codes are 252 unless noted

## Newsletter Advertising for TRPQG Members

If you are a TRPQG member and have personal sewing related items you no longer want or use and you would like to sell or gift them you can list them in the newsletter. Please send the item description, price and your contact information to [michele251970@gmail.com](mailto:michele251970@gmail.com). This section of the newsletter will be removed from the newsletter before being posted on the public website.

Items will be limited to space available in the newsletter and first come first serve. The newsletter and the TRPQG are not responsible in any way for any transactions resulting from these advertisements. The newsletter is simply providing what we hope is a benefit for the members of the TRPQG guild.

## TRPQG Official Charities

**QOV:** preferred size 60"x80", minimum size 55"x 65", maximum size. 100%cotton preferred. Patriotic fabric themes are encouraged, but not mandatory.

**Quilts for Christian Adoption Agency:** any size

Please include a sample square from the quilt pattern which is given to the birth mother.

**Isolette covers for Vidant Hospital:** should be no larger than 36 x 36 .

**Quilts for Nash Hospital Nursery:** Accept any size quilts they use to send the babies home. We will accept smaller blankets that are knitted or crocheted. We can always find someone who has a need.

### Additional charities our TRPQG members support

**Oncology Department Quilts:**lap size quilts and mug rugs

**Bereavement wraps:** 12" x 12" or 15" x 15" (use pattern)

**Mother's Hearts:** ask for pattern used for preemies in neonatal

**Premie Beanies:** (knitted) ask for pattern or Google them

**Adult Beanies:** (knitted) ask for pattern or Google them

**Comfort Bags:** For Police department bags







If you are a member of the TRPQG and you machine quilt for others please send your name, phone number and email address to [michele251970@gmail.com](mailto:michele251970@gmail.com). In future issues of the newsletter I will list your contact information so TRPQG members can contact you for their quilting needs.



**As of 09 AUG 2025:**  
74 Regular Members  
7 Founding Members  
2 Honorary Members  
2 Junior Members  
**85 Total Members**

### 2025 Greeters

September-  
October – Ann Davis



Tar River Piecemakers  
Quilting Guild Bylaws  
Revised as of August 12, 2023:



### ARTICLE V – MEMBERSHIP DUES

The Membership Table holds a supply of:

- Information
- Sew & Tell Slips
- Sign-In Sheets for Greeters & Hospitality
- TRPQG Documents: *By Laws; Newsletters; Outreach Overview; & much, much more!*
- Most importantly, WE control the thermostat !!!

Annual Dues shall be payable by the September meeting or upon joining the guild. Membership will become delinquent if Dues are not paid by the October meeting and the member will lose all privileges until membership dues are paid. Annual Dues amount shall be reviewed each year for approval by the membership at the July meeting. The Executive Board can adjust the amount of Dues if needed but not to exceed what the membership has approved.







**7076 Ramsey St./HWY 401  
Fayetteville, NC 28311  
(910) 630-3912**

**Mon-Sat 9 am-5 pm**

**<https://www.lovingstitches.net>**

## Bernina Trade-In Event is here!

All September long, you can trade in any used sewing machine and leave with a brand new Bernina. Buy from a dealer with 29 years experience in selling, teaching and servicing Berninas. 0% financing now through September 17th! Grab some new accessories this month with a special sale as well. Bernina presser feet, hoops and Big Books are Buy 2, Get 1 Free for the whole month of September.

It's as easy as 1-2-3!

- STEP 1** Trade in **ANY** Used Sewing Machine
- STEP 2** Purchase **ANY** New BERNINA Serger or Domestic Machine
- STEP 3** SAVE UP TO **25% OFF\***



### SPECIAL BUYS\*

Save big on bernette with these unbeatable prices!



made to create **BERNINA**





## *Quilting Bees*



***A Quilting Bee is a gathering for quilters to foster creativity, connection, and community so that others feel a sense of belonging.***

<b>Busy Bees</b>	<b>Imperial Art Centre on the 2nd Tuesday of each month @ 10 am Queen Bee is Lisa Clark.</b>
<b>Cutting Corners</b>	<b>Braswell Library on the 3rd Friday of the month @ 10 am Queen Bee is Ramona Orzell.</b>
<b>Happy Hooper's</b>	<b>Meetings are held on 3rd Saturday of each month @ 10 am at the home of Frankie Powell. Queen Bee is Frankie Powell.</b>
<b>Sew-Social</b>	<b>Open Sew Format @ the Imperial Art Centre on the 4th Saturday of each month. Open to all members. Door to the Education Building open at 9:30AM. Next meeting is September 27<sup>th</sup>. Please contact Pam Smith.</b>
<b>EQ8 Electric Quilt</b>	<b>Imperial Art Centre 10 am. - 4th Saturday of each month. Queen Bee is Debbie Nivison.</b>
<b>Patriotic</b>	<b>Braswell Library – 1<sup>st</sup> Tuesday of each month at 10 am. Bee Leaders are Jinx Abernathy and Duane Carpentier.</b>





# KOZY AT HOME

Studio & Boutique

MILITARY AND GUILD MEMBER DISCOUNT NOW AVAILABLE!

SEE WEBSITE FOR FULL DETAILS

Tuesday-Friday 10-6pm

Saturday: 10-4pm

Sunday & Monday: CLOSED

723 S. Barnes Street

Nashville, NC 27856

252-908-9656

kozyathome101@yahoo.com

kozyathome.square.site

“

SEPT. 20TH

NATIONAL SEW A JELLY ROLL DAY.  
JOIN US FOR A FUN FILLED DAY OF  
SEWING AND TREATS!

10AM-6PM

CHECK ONLINE FOR OUR FULL  
CLASS SCHEDULE

¡Viva el guacamole!

September 2025

Courtesy Jinx Abernathy


Time: 10 minutes    Serves: ~ 16 September 2025 ~

## Ingredients:

3 large, ripe avocados  
1/2 cup finely diced yellow onion  
2 Roma tomatoes, diced  
3 Tbls finely chopped fresh cilantro  
1 jalapeño pepper, seeded & finely diced  
2 garlic cloves, minced  
Juice of 1-lime  
1/4 teaspoon sea salt

## Directions:

- 1-Slice avocados in half, remove the pit, & scoop into a mixing bowl.
- 2-Mash avocados with a fork & make it as chunky or smooth as you'd like.
- 3-Add the remaining ingredients & stir together: adjust ingredients to taste.
- 4-Serve the Guacamole with multi-colored, heated tortilla chips.



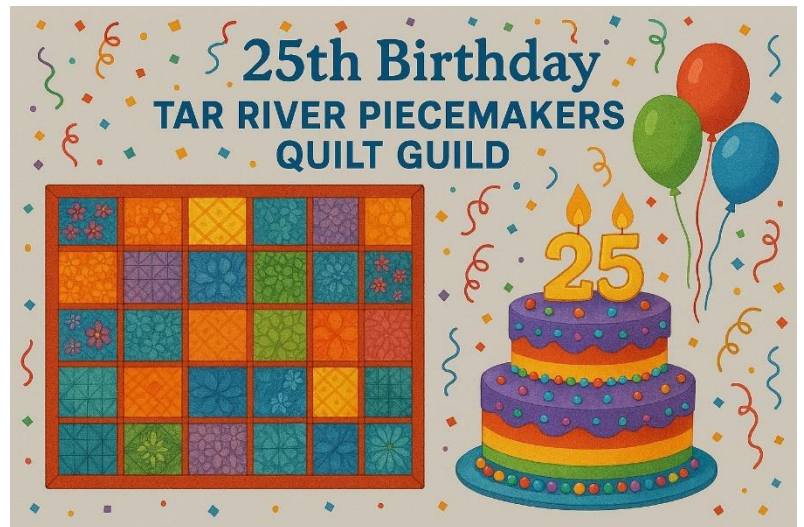
## Quiltology September 2025



To celebrate the TRPQG 25<sup>th</sup> Birthday there is a Happy Birthday Wall Hanging and a Happy Birthday Mug Rug pattern.

Both patterns will be posted on the TRPQG website. Contact Jinx Abernathy with any questions, or if you are unable to access the website.

<https://tarriverquilters.org/>



## Celebration Candles Mug Rug



Size before quilting 9½" x 5½"



## TRPQG AGENDA SEPTEMBER 13, 2025

SOCIAL/SIGN IN: 9:00 to 9:30 AM

WELCOME: 9:30 AM

MINUTES OF THE PREV. MONTH APPROVED AS PUBLISHED IN THE NEWSLETTER

1. MOTION TO APPROVE & 2ND

TREASURER'S REPORT APPROVED AS PUBLISHED IN THE NEWSLETTER

1. MOTION TO APPROVE & 2<sup>ND</sup>

BIRTHDAYS: Donna Allen, Lucy Freeman, Rosalyn Ryers, Lin Varney, Sarah Wade

Committee Reports- Short summaries

Outreach - Katherine Saunders  
Sunshine and Shadow - Nancy Knapp  
Library - Martha Blount and Maryann Rettino  
Newsletter - Michele Carpentier  
Facebook - Jennie Wright  
Bee Keeper - Pam Smith  
Programs - Leadership Team  
Public Relations - Harvey Sopher, Lin Varney  
Website – Harvey Sopher

OLD BUSINESS

1. Bio Forms - We want to get to know you! Give those to Sarah Wade or Michele Carpentier.
2. Sign up to be a greeter or provide coffee

NEW BUSINESS

1. Mystery Quilt Block – Nadia
2. Induction of new Leadership Team – Ramona
3. Please remember that this is a space where sound travels and when you're talking others around you are trying to hear what's going on at the front of the room...especially during Sew & Tell.

SEW & TELL

MEMBERSHIP REPORT: Jinx Abernathy

BREAK: Snacks & Social

DRAWINGS

Tar River Piecemakers Quilt Guild History

GAMES with Nadia