

2025

May

Volume 27 Issue 9

Quilting Times

Join us!!

Tar River Piecemakers Quilting Guild

Meets at 9:00 the second Saturday of every month at the
Arts Center at the Imperial Centre for Arts & Sciences 344
Falls Road, Rocky Mount, NC. 27804

From The Leadership Team!

Greetings Quilters,

As we proceed to spring and new growth, let's also look towards new Quilting projects. Hopefully your appliqué projects are coming along and will be ready for the June reveal. Are you working on clue number two for Nadia's mystery quilt challenge? At our May meeting we will get clue number three. July will kick off the paper piecing challenge for the second half of the year. I know there are many other things that keep most of us busy during the summer months, but hopefully one of those challenges will peak your interest!

Some of you will be busy with family functions for Mother's Day but we hope to see most on May 10!

Mary, Duane, Carol and Lori – Your Leadership Team

Welcome new members!

Join the TRPQG Members Facebook page

Join the EQ8 & Sew-Social Bees on the 4th Saturday

Consider contributing to the newsletter

Our Next Meeting

**Saturday May 10, 2025
9:00AM Imperial Centre**

Bring a Friend

Wear Your Name Tag

Return Borrowed Library Books

Tar River Piecemakers Quilting Guild Meeting Minutes April 12 2025

Mary Selecky called the TRPQG meeting to order at 09:31 am and welcomed everyone.
Mary S. wished Happy Birthday to all with a birthday in April. Duane shared an etsy shop for labels.

A motion to approve the Meeting Minutes for March was made by Pam Smith and seconded by Sarah Wade. A motion to approve the Treasurer's Report for March was made by Donna Allen and seconded by Harvey Sopher. Both motions passed.

Committee Reports:

Charity Outreach: Katherine Saunders: Several donations were made to the Adoption agency. 100 comfort bags are complete. 100 more is the goal. Quilt kits are available and quilt kits over 2 years old are due back.

Sunshine and Shadows: Nancy Knapp: Not present.

Library: Martha Blount/Maryann Rettino: No news.

Newsletter: Michele Carpentier: No news.

Facebook: Jennie Wright: No news.

Programs: Leadership Team – See below under New Business.

Public Relations: Harvey Sopher and Lin Varney: No news.

Bee Keeper: Pam Smith: No news.

Webpage: Harvey Sopher: No news.

New Business:

Nadezda Pshenitsyna: Mystery quilt blocks start this month with Clue 1. See newsletter for more details.

Upcoming Monthly Programs:

August - Lee Monroe 6 hour workshop on "Perfecting Piecing with Flying Geese"

Monthly Program: Cathy Smith (Quilt Historian & Restorer) gave a talk on techniques she uses to salvage as much of the original quilt as possible. Chief among them: fabric stabilizer, turn under applique, zigzag stitch using clear monofilament thread.

Membership Report: Jinx Abernathy: 38 members and 2 guests were in attendance.

Drawing Winners:

First Time Sew & Tell: None

Sew & Tell: Nadezda Pshenitsyna

Membership (Blue Tickets): Cathy Smith and Lucinda Deans

Quiltfolk Catalogue: Suzie Baker

Donation Drawing: Jennie Wright, twice

6 expo tickets: Rosalyn Ryers, Gail Helm, Billie Howell, Katherine Saunders, Pam Smith, Carol Gates

Next meeting will be on May 10th. Meeting Adjourned at 12:01 pm.

Respectfully submitted by Sarah Oberlin

Book Review

Back-Basting Applique

By Barbara J. Eikmeier

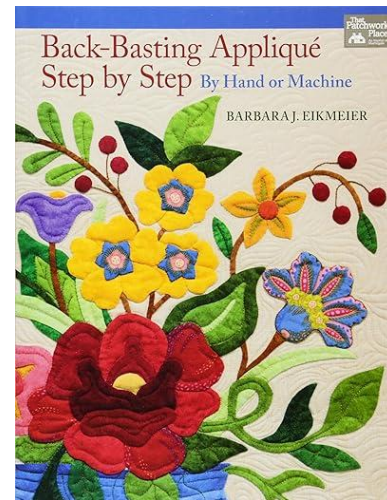
I have done several reviews on books detailing Applique recently. This has been done to try to tempt you into working on the guild challenge for an applique quilt due in June. I hope you have started on your quilt. I have started but need to get to the quilting now. This book is lovely and has detailed instructions into doing needle-turned applique. I did not use that method because my quilt is a baby quilt and needs to be sturdy. It will be washed frequently, I would think.

The author shows simple needle-turned projects as well as those that are layered and needle-turned. She shows how to deal with points so that they will remain pointy. The one thing she did not deal with is suggestions for quilting. She just wrote "Quilt as desired." All of us are going to do that anyway, but it would be nice to see pictures of quilting with applique—do we quilt over the applique or not? Most of the quilts in the book are used as wall hangings. Quilts for beds would probably be used too much for hand applique to be durable.

Hopefully, you will have enjoyed the applique for your project and are eager to do more projects and become even more proficient in applique.

Your Quilt Librarians,

Martha Blount
Maryann Rettino



May Message for the Tar River Piecemakers Quilt Guild

As spring blossoms in full glory, May reminds us of the beauty that grows when care, creativity, and community come together—just like every quilt we craft. Each stitch we place is a celebration of patience, tradition, and the joy of creating something both meaningful and lasting.

This month, we also honor the incredible women who have stitched love into the fabric of our lives—our mothers, grandmothers, and the generations of women who have inspired us with their strength, warmth, and creativity. Whether they taught us to sew, encouraged our passions, or wrapped us in quilts full of comfort and care, we carry their spirit in every thread.

Let May inspire you to try a new pattern, finish a long-loved project, or share your passion with someone new. Just as nature renews itself with vibrant colors and fresh energy, may your quilting journey bloom with bold ideas and heartfelt connections.

Here's to a month filled with threads of joy, blocks of creativity, and a patchwork of friendship and gratitude. Keep stitching your story—one beautiful square at a time.

Happy Quilting & Happy Mother's Day,

Submitted by Harvey Sopher - Tar River Piecemakers Quilt Guild

Busy Bees Tips and Tools

TIPS:

Start with a border fabric and then work with those colors

Square up each block as you go

Put a shower safety bar on your ruler for safety

Use just one strand of thread for neater embroidery

To clean iron

- Use salt on a towel with hot iron

To hold rulers stable

- Use a 5 lb weight

To find a fabric that you need more of or a pattern that you've seen

- Open Google lens and enter your picture

To finish the binding at the perfect length

- Overlap your ends by width of the binding

To catch stray threads and clean felt iron mat

- Use a nylon scrubby

TOOLS:

Hot Hem Ruler by Madam Sew

- Iron directly on ruler

June Tailor Sew in Fabric Sheets

- For labels or crafts

Stripology Squared Ruler by Creative Grids

- For cutting narrow strips

Frixion Pens

- Erase with heat

#10 Surgeons knife

- For detailed cutting

1/4 " Ruler

Place a silicone mat under wool ironing pads

Cut plexiglass to use as a template or an odd sized ruler

Martelli Cutting Turn Table

Seam Ripper

-Submitted by Lisa Clark on behalf of the Busy Bees



UPCOMING PROGRAMS

AUGUST: LEE MONROE PERFECTING YOUR PIECING WITH FLYING GEESE

At our August meeting, Lee Monroe will host a workshop from 10AM – 4PM. The cost is \$30 and will include a pattern for the workshop. Here is a supply list for the workshop.

SUPPLIES

| | FINISHED SIZE | PRINT | BACKGROUND* | BACKING | BINDING |
|------------------|---------------|------------------------------------|-------------|-------------|----------|
| Runner | 16 x 64" | 1/3 yard of two fabrics | 1 yard | 1 yard | 3/8 yard |
| Throw | 64 x 64" | 1/3 yard of eight fabrics | 4 yards | 4 yards | 1/2 yard |
| Twin | 64 x 96" | 1/3 yard of twelve fabrics | 6 yards | 6 yards | 2/3 yard |
| Double/ Queen | 96 x 96" | 1/3 yard of eighteen fabrics | 82/3 yards | 82/3 yards | 7/8 yard |
| King | 112 x 112" | 1/3 yard of twenty-five fabrics | 131/3 yards | 131/3 yards | 1 yard |

Fabric Supplies:

- Use the pattern chart for fabric needs for the size quilt you desire.
- Bring at least 1/3 yard of two prints and 1/2 yard of background to class.

Cutting Supplies:

- Rotary Cutter
- Ruler (8 1/2 x 12 1/2 or similar recommended)

Optional Supplies*

- Bloc Loc 2 x 4" Flying Geese Ruler
- Bloc Loc 4 x 8" Flying Geese Ruler
- 12" or similar rotating mat

May Chappell Cane Creek Quilt Pattern

Traditional Sewing Supplies: Snips, Pins, Seam Ripper, etc.

* Bring these flying geese bloc loc rulers if you already own them. You may also bring any other flying geese trimming tools you have. There will be rulers at class for you to try; there is no need to purchase prior to class.

CUT PRIOR TO CLASS

You will need at least 1/3 yard of two prints and 1/2 yard of background for class.

Prints

- (4) 5 1/2" Square of Print A
- (1) 9 1/2" Squares of Print B


Background

- (16) 3 1/8" Squares
- (4) 5 1/8" Squares



Sunshine & Shadow

We don't want you to go through it alone! If you have anyone you want remembered, please email: Nancy Knapp at HUDSONPUPPY@earthlink.net



MAY BIRTHDAYS



Sandy Batchelor

Vivian Burrus

Frances Cooley

Betty Gentry

Nadia PshenitrSYNA

Macey Tyndall



A BIG TRPQG THANK YOU

Everyone who sews for Outreach

Everyone who contributes to the TRPQG Newsletter

Everyone that shares at Sew & Tell

The Queen Bees

Harvey for mailing the newsletters & taking pictures at the meetings



GE Quilt Designs



Free downloadable patterns, variety to choose from, beginner to advanced.

[GE Quilt Designs](#)

Facebook TRPQG Members Only Update

If you would like to join the TRPQG Members Only Facebook page.
Go to <https://www.facebook.com/groups/475820599214904> and request to be added.

Please send an email to rite1@mindspring.com and let me know that you have sent a request. Occasionally the name in the TRPQG Membership Directory is not the same as your Facebook name. If you will let me know your name in the directory and your name on your Facebook page you can help me speed up the approval process.

Jennie Wright



SAVE THE DATES

TRPQG MEETING

May 10th Meeting: Imperial Centre

Deadline for newsletter submissions is the 25th

EVENTS YOU MIGHT ENJOY

Original Sewing and Quilt Expo- Raleigh Convention Center, Raleigh, NC

May 1-3, 2025

Stitchers Showcase Quilt Show – 569 Fairgrounds Blvd, Winston-Salem, NC

May 2-3, 2025

Tarheel Quilters Guild Show – 3130 Gillespie St, Fayetteville, NC

June 13-14, 2025

Cabarrus Quilters Guild Show – 4100 Weddington Rd, Concord, NC

June 20-21, 2025

Asheville Quilt Guild Show – 761 Boylston Highway, Fletcher, NC

August 14-16, 2025



National Hamburger Month 10 May 2025 ~ by Jinx Abernathy

Just like last month's account of "The Grilled Cheese Sandwich", the "Hamburger" is another "same name, different presentation" food. Since May is **National Hamburger Month** ~ we MUST recognize it's many variations. Unfortunately, there are FAR too many to list here, take my word for it!!!

Although a "Hamburger" is considered to consist of a cooked patty of ground meat usually placed between two slices of a bread roll. They are often served with lettuce, bacon, tomato, onion, pickles, cheese, & condiments such as mustard, mayonnaise, ketchup, & relish.

The following recipe is MY favorite "**HAMBURGER**". I have scaled it down, I usually make enough to feed a crowd, so I can preserve or freeze some for **WHENEVER** I'm in the mood! Sloppy Joes

Cuisine: Mid-West USA

Time: 30 minutes - Yield: 6 sandwiches



| | |
|------------------------------------|-----------------------------|
| 2 Tbls cooking oil | 1 cup ketchup |
| 1 lb lean ground beef | 1 cup water |
| 1/2 lb ground country sausage | 1 Tbls Worcestershire Sauce |
| 1 package Sloppy Joe Seasoning Mix | 6-hamburger buns |

Step-1: Heat the oil in a large skillet & brown the meats.

Step-2: Add the remaining ingredients to the browned meats & bring mixture to a boil.

Step-3: Reduce heat & simmer about 20 minutes, until hot throughout, stirring occasionally.

Step-4: Fill the bottom half of the buns with hot meat mixture; top with remaining top half buns

!!! ENJOY ~ DIG IN !!!





- FABRICS
- PATTERNS
- QUILTING SERVICES
- MACHINE SERVICE & REPAIR

Quilts Like Crazy and Embroidery

Quilting, Sewing, Embroidery Supplies & More!

STORE HOURS

| | |
|-----|------------|
| M-F | 10AM - 5PM |
| SAT | 10AM - 3PM |
| SUN | CLOSED |



JANOME
Reliability by Design

Quilt Maker Pro 20

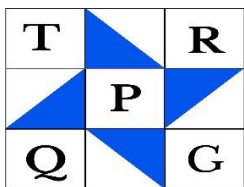


1241-08 S Main St, Wake Forest, NC 27587
www.quiltlikecrazy.com (984) 237-0071

Follow us!



Tar River Piecemakers Quilting Guild



P.O. Box 7041 Rocky Mount NC 27804

Leadership Team:

Duane Carpentier

Carol Gates

Mary Selecky

Lori Mann

Secretary: Sarah Oberlin

Treasurer: Rosalyn Ryers

Sunshine & Shadow: Nancy Knapp

Membership:

Jinx Abernathy

Amanda Jackson

Joyce Kirby

Library: Maryann Rettino

Martha Blount

Beekeeper: Pam Smith

Website: Harvey Sopher

Newsletter: Michele Carpentier

Facebook: Jennie Wright

Charity Outreach:

Katherine Saunders

Hospitality: Lin Varney

Public Relations: Lin Varney

Harvey Sopher

All area codes are 252 unless noted

Newsletter Advertising for TRPQG Members

If you are a TRPQG member and have personal sewing related items you no longer want or use and you would like to sell or gift them you can list them in the newsletter. Please send the item description, price and your contact information to michele251970@gmail.com. This section of the newsletter will be removed from the newsletter before being posted on the public website.

Items will be limited to space available in the newsletter and first come first serve. The newsletter and the TRPQG are not responsible in any way for any transactions resulting from these advertisements. The newsletter is simply providing what we hope is a benefit for the members of the TRPQG guild.

TRPQG Official Charities

Patriotic quilts: Any size

Quilts for Christian Adoption Agency: any size

Please include a sample square from the quilt pattern which is given to the birth mother.

Isolette covers for Vidant Hospital: should be no larger than 36 x 36 .

Quilts for Nash Hospital Nursery: They accept any size quilts they use to send the babies home. We will accept smaller blankets that are knitted or crocheted. We can always find someone who has a need.

Additional charities our TRPQG members support.

Oncology Department Quilts: can always use lap size quilts and mug rugs for them.

Bereavement wraps: 12" x 12" or 15" x 15" (use pattern)

Mother's Hearts: ask for pattern used for preemies in neonatal departments.

Preemie Beanies: (knitted) ask for pattern or Google them

Adult Beanies: (knitted) ask for pattern or Google them

Comfort Bags: For Police department bags

Quarterly Challenges: To be announced



Viking Topaz 50

Not heavily used. Embroidery unit, extra hoops (magnetic). Lots of feet, including walking foot, some date back to 2006, but in good condition. Manual and foot book. Price is \$500, just looking for someone to use and enjoy.

Contact Frankie Powell (252) 908-4172



If you are a member of the TRPQG and you machine quilt for others please send your name, phone number and email address to michele251970@gmail.com. In future issues of the newsletter I will list your contact information so TRPQG members can contact you for their quilting needs.

2025 Greeters

May – Sarah Wade
June –

As of 12 APRIL 2025:

71 Regular Members
7 Founding Members
2 Honorary Members
2 Junior Members
82 Total Members

Coffee & Snacks



Can you provide Coffee & Cookies, or a snack, just ONCE?

If you can,
PLEASE sign-up!

MEMBERSHIP





Charity Outreach

A donation drop off has been made to Nash's Womens Center and to the Christian Adoption Agency. We currently have 86 comfort bags, so we're in need of some more. Please also consider donating contents to put into these bags. Items such as coloring books, reading books, fidget toys, small stuffed items, crayons, colored pencils, pocket tissues and other smaller items that might temporarily occupy a child. Please remember that items in these bags are meant for a distraction, so not a lot of money needs to be spent on these items, consider dollar store items. Veterans Residential Services now has over 900 veterans getting services. Any and all items will be appreciated. I will continue to make kits for all of our selected charities. If you have a pattern you'd like to make often, consider sharing it. Additionally, if you have signed out a kit over the last two years, please try to complete it or return the kit for someone else to do.


Thank you for taking the time to make donation items.

Katherine Saunders

The Quilters - Documentary

Coming to Netflix on May 16th

Follow the daily lives of several quilters inside the sewing room at South Central Correctional Center, a Level 5 maximum-security prison in a small town two hours south of St. Louis, MO. From design to completion, the men reveal their struggles, triumphs, and sense of pride in creating something beautiful in this windowless, sacred space deep within the prison walls.



**7076 Ramsey St./HWY 401
Fayetteville, NC 28311
(910) 630-3912 Mon-Sat 9 am-5 pm
<https://www.lovingstitches.net>**

made to create **BERNINA**

Special Spring Bernina Machine Sale!

May 1st-31st.

**Special buys on the
B570QE, B770QE Plus, B790 Pro &
B990! Other models discounted,
including all Longarms & the E16 Pro!
Used Longarms available too!**

Free gifts with most models

**0% interest financing for 48 months May
1st-13th***

Free training.

***on \$3,500 or more**

Pamper yourself WITH KIMBERBELL'S
DAY AT THE SPA EVENT!



**Kimberbell Embroidery
Event, May 17th, 10am-
4pm. Registration required.
Call today & bring a friend.**

Quilting Bees



A Quilting Bee is a gathering for quilters to foster creativity, connection, and community so that others feel a sense of belonging.

| | |
|---------------------------|--|
| Busy Bees | Imperial Art Centre on the 2nd Tuesday of each month @ 10 am Queen Bee is Lisa Clark. |
| Cutting Corners | Braswell Library on the 3rd Friday of the month @ 10 am Queen Bee is Ramona Orzell. |
| Happy Hooper's | Meetings are held on 3rd Saturday of each month @ 10 am at the home of Frankie Powell. Queen Bee is Frankie Powell. |
| Sew-Social | Open Sew Format @ the Imperial Art Centre on the 4th Saturday of each month. Open to all members. Door to the Education Building is open at 9:30AM. Please contact Pam Smith. |
| EQ8 Electric Quilt | Imperial Art Centre 10 am. - 4th Saturday of each month. Queen Bee is Debbie Nivison. |
| Patriotic | Braswell Library – 1st Tuesday of each month at 10 am. Queen Bee is Jennie Wright. |



TRPQG AGENDA MAY 10, 2025

SOCIAL/SIGN IN: 9:00 to 9:30 AM

WELCOME: 9:30 AM

MINUTES OF THE PREV. MONTH APPROVED AS PUBLISHED IN THE NEWSLETTER

1. MOTION TO APPROVE & 2ND

TREASURER'S REPORT APPROVED AS PUBLISHED IN THE NEWSLETTER

1. MOTION TO APPROVE & 2ND

BIRTHDAYS: Sandy Batchelor, Vivian Burrus, Frances Cooley, Betty Gentry, Nadia Pshenitsyna, Macey Tyndall

Committee Reports- Short summaries

Outreach - Katherine Saunders

Sunshine and Shadow - Nancy Knapp

Library - Martha Blount and Maryann Rettino

Newsletter - Michele Carpentier

Facebook - Jennie Wright

Bee Keeper - Pam Smith

Programs - Leadership Team

Public Relations - Harvey Sopher, Lin Varney

Website – Harvey Sopher

OLD BUSINESS

1. Bio Forms to Sarah Wade/Michele Carpentier
2. Sign up for greeter and/or bringing coffee

NEW BUSINESS

Upcoming Events

1. Mystery Quilt Block – Nadia
2. August: Lee Monroe Perfecting your piecing with flying geese

The Leadership Team is still finalizing details for the May meeting

SEW AND TELL – Reminder to refrain from talking while members are sharing their quilts.

MEMBERSHIP REPORT

DRAWINGS