

2025

January

Volume 27 Issue 5

# Quilting Times

Join us!!

Tar River Piecemakers Quilting Guild

Meets at 9:00 the second Saturday of every month at the  
Arts Center at the Imperial Centre for Arts & Sciences 344  
Falls Road, Rocky Mount, NC. 27804

## From The Leadership Team!

Greetings Quilters,

As the holidays come to an end, we look forward to a new year and some new challenges! Hopefully we will have something for everyone. Our first challenge will be some type of applique project and will run until June. We'll have some demonstrations for those of you who are new to this technique. There are various ways to do applique so hopefully you will find something that suits you. The second half of the year we will have a paper pieced project challenge. If anyone has some type of expertise on either of these topics & would be interested in helping with the demonstrations just let us know. We have also discussed a mystery quilt-a-long which is currently in the works. We will let you know more about that soon! At our January meeting the Bees will tell us what their group has been working on & what is planned in the coming year. In February we will have a garage sale of sorts - members will have a chance to sell any sewing/quilting related items that are in good condition but that they no longer use or want. The proceeds will go to the individual seller. Please bring cash or check only. If you plan to bring something to sell, we ask that you notify Leadership ahead of time so we can have enough tables set up. Happy New Year and hope to see you on January 11th!

Mary, Duane, Carol and Lori – Your Leadership Team

**Welcome new members!**

**Join the TRPQG Members Facebook page**

**Join the EQ8 & Sew-Social Bees on the 4<sup>th</sup> Saturday**

**Consider contributing to the newsletter**

**Our Next Meeting**

**Saturday January 11, 2024**

**9:00AM Imperial Centre**

**Bring a Friend**

**Wear Your Name Tag**

**Return Borrowed Library Books**

## **Tar River Piecemakers Quilting Guild Meeting Minutes 12/14/24**

Mary Selecky called the TRPQG meeting to order at 09:34 am and welcomed everyone. Mary wished Happy Birthday to all with a birthday in December.

A motion to approve the Meeting Minutes for November was made by Duane Carpentier and seconded by Carol Gates.

A motion to approve the Treasurer's Report for November was made by Harvey Sopher and seconded by Sarah Wade. Both motions passed.

### **Committee Reports:**

**Charity Outreach:** Over 60 quilts were gathered for Western North Carolina flood relief regarding the recent cold snap. A big thank you for Quilt of Valor(QOV) success and the donation of 148 placemats to the Veterans Service was given to the guild.

**Sunshine and Shadows:** Nancy Knapp: No news.

**Library:** Martha Blount/Maryann Rettino: No News

**Newsletter:** Michele Carpentier: No news.

**Facebook:** Jennie Wright: No news.

**Public Relations:** Harvey Sopher: The QOV article made it into the Rocky Mount Telegram, with a photograph of the veterans & their quilts.

**Bee Keeper:** Pam Smith: No news.

**Webpage:** Harvey Sopher: Updated projects page and added images from the past events.

### **Upcoming Monthly Programs:**

**January** - Bee History & Future Outlooks

**February** - Yard sale for sewing or crafting related items. All proceeds retained by original owners.

### **Monthly Program:**

The December Christmas Party was characterized by great food, engaging games and beautiful quilts following the Monochromatic Quilts Guild Challenge of 2024.

First prize for the Monochromatic Quilt Challenge was won by Ann Davis.

Second prize was won by Sarah Oberlin.

People's Choice prize was won by Sarah Wade.

Jean Doyle successfully guessed the # of QSTs!

**Membership Report:** Jinx Abernathy: 29 members and two guests (Macey Tyndall and Taiya) attended. Macey was inducted as a junior member.

### **Drawings:**

**First Time Sew & Tell** – Ann Davis

**Sew & Tell** – Martha Blount, Jean Doyle

**Membership (Blue Tickets)** – Mandy Jackson, Lin Varney

**Decor was won by:** Lin Varney, Martha Creech, Thelma Hill, and Sarah Wade.

Next meeting will be on January 11th 2025. Meeting Adjourned at time: 12:31 pm


Respectfully submitted,  
Sarah Oberlin, Secretary

## Book Review

### Connectors Collection

By Mary Ellen Hopkins

The book I am reviewing this month is “Connectors Collection” by Mary Ellen Hopkins. She starts out with a page of what you need to know to start, including fabric to select. I suggest you look at the back cover before you start. It is a picture of a quilt made of all these “connectors” she is writing about. I get the impression there was a book before this one which I know nothing about. Mary Ellen has named these connectors which are simple to make. She’d then makes rows of them to make a row of a quilt. She put them together to make very interesting quilts.



I think if you browse through the book and see the finished quilts which look complicated and then go back and read the simple instructions how to make these blocks you will find they are not that hard to make. The finished project looks nothing like the single block. The color you use for each block certainly affects the final look.

Your librarians,  
Martha Blount  
Maryann Rettino

## Outreach/Charity

Thank you one and all, for the generous donations made throughout 2024! It has, in my minds eye, been a successful year given the cost it took to hand make a work of art. Whether through fabric or yarn, I have it on good authority that each and every item has been loved by the recipient.

2025 will be no different in regards to having pre-made fabric kits for you to assemble, quilt, show off, and turn back in for one of Outreach’s charity donations. Some kits will be easy. Some may be a new technique or challenge for you. Why not give yourself the opportunity to learn and grow all the while gifting someone something special?

If you have a favorite pattern you would like to see in a kit, or if you have any ideas or suggestions for kits, please advise, and we’ll see about making it happen.

Stop by the outreach table during our monthly meetings, either before the start of our meeting or during the break. Introduce (or reintroduce yourself to me). Let us converse over the guild, fabric, charity, or anything else you’d like, browse the goods and best yet, sign out a new quilt kit.

Additionally, if any Bee is working on a charity project for donation, please seek me out to see if I can help supply your group with needed fabric.

2025 will also be our kick-off for making comfort bags to supply to first responders. The goal is 200. Please help make this happen with either making the bags or submitting supplies to put inside. Jinx Abernathy will be presenting the how-to in making the comfort bags. All completed bags can be turned in to me as well as the bags donations.

Thank you all!!

Katherine Saunders

## UPCOMING PROGRAMS

**JANUARY: TRPQG BEES PRESENTATION**

**Tar River Piecemakers Quilt Guild**




**FEBRUARY: YARD SALE**





## Sunshine & Shadow

We don't want you to go through it alone! If you have anyone you want remembered, please email: Nancy Knapp at [HUDSONPUPPY@earthlink.net](mailto:HUDSONPUPPY@earthlink.net)



### TRPQG 2025 GREETERS

**JAN:** Duane and Michele Carpentier

**FEB:** Julie Green

## JANUARY BIRTHDAYS



Duane Carpentier

Beverly Couch

Gayle Helm

Katherine Saunders



### A BIG TRPQG THANK YOU

Everyone who sews for Outreach

Everyone who contributes to the TRPQG Newsletter

Everyone that shares at Sew & Tell

The Queen Bees

Harvey for mailing the newsletters & taking pictures at the meetings



Wide variety to choose from, beginner to advanced.

[Free Quilt Patterns - Download Template Quilt Patterns & Free Printable Designs | Fat Quarter Shop](#)

**Facebook TRPQG Members Only Update**

If you would like to join the TRPQG Members Only Facebook page.

Go to <https://www.facebook.com/groups/475820599214904> and request to be added.

Please send an email to [rite1@mindspring.com](mailto:rite1@mindspring.com) and let me know that you have sent a request. Occasionally the name in the TRPQG Membership Directory is not the same as your Facebook name. If you will let me know your name in the directory and your name on your Facebook page you can help me speed up the approval process.

Jennie Wright



**Quilter's Moonshine**  
**#1~#2~#3**  
**(AKA: *Liquid Starch*)**  
**January 2025**  
**Compliments of Jinx**  
**Abernathy**



**Recipe #1:**

- 1 Gallon of Distilled Water
- 1/2 Cup liquid starch (like Sta-Flo)
- 1 Cup Vodka (The cheaper the better)
- 2-3 drops essential oil, orange, peppermint, etc. ~ Optional

**Recipe #2:**

- Mix 1/3 cup vodka &
- 2/3 cup water in a glass spray bottle;
- Shake & Spray.

**Recipe #3:**

- Mix one part vodka:
- Two parts water;
- in a glass spray bottle;
- Shake to combine.





## SAVE THE DATES

### TRPQG MEETINGS

January 11<sup>th</sup> Meeting: Imperial Centre  
February 8<sup>th</sup> Meeting: Imperial Centre

Deadline for newsletter submissions is the 25<sup>th</sup>

### EVENTS YOU MIGHT ENJOY

Charlotte Quilters Guild Quilt Show- Park Expo, Charlotte, NC

Mar 7-8, 2025

Capital Quilters Quilt Show- Kerr Scott Bldg, NC State Fairgrounds, Raleigh, NC

Mar 14-15, 2025

Original Sewing and Quilt Expo- Raleigh, NC

May 1-3, 2025





- CLASSES
- FABRICS
- PATTERNS
- QUILTING SUPPLIES
- EMBROIDERY SUPPLIES

# Quilts Like Crazy and Embroidery

Quilting, Sewing, Embroidery Supplies & More!

## STORE HOURS

M-F	10AM - 5PM
SAT	10AM - 3PM
SUN	CLOSED



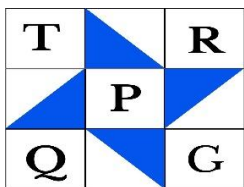
1241-08 S Main St, Wake Forest, NC 27587  
[www.quiltslikecrazy.com](http://www.quiltslikecrazy.com) (984) 237-0071

Follow us!





Tar River Piecemakers Quilting Guild



P.O. Box 7041 Rocky Mount NC 27804

Leadership Team:

Duane Carpentier

Carol Gates

Mary Selecky

Lori Mann

Secretary: Sarah Oberlin

Treasurer: Rosalyn Ryers

Sunshine & Shadow: Nancy Knapp

Membership:

Jinx Abernathy

Amanda Jackson

Joyce Kirby

Library: Maryann Rettino

Martha Blount

Beekeeper: Pam Smith

Website: Harvey Sopher

Newsletter: Michele Carpentier

Facebook: Jennie Wright

Charity Outreach:

Katherine Saunders

Hospitality: Lin Varney

Public Relations: Lin Varney

Harvey Sopher

## TRPQG Official Charities

**Patriotic quilts:** Any size

**Quilts for Christian Adoption Agency:** any size

Please include a sample square from the quilt pattern which is given to the birth mother.

**Isolette covers for Vidant Hospital:** should be no larger than 36 x 36 .

**Quilts for Nash Hospital Nursery:** They accept any size quilts they use to send the babies home. We will accept smaller blankets that are knitted or crocheted. We can always find someone who has a need.

### Additional charities our TRPQG members support.

**Oncology Department Quilts:** can always use lap size quilts and mug rugs for them.

**Bereavement wraps:** 12" x 12" or 15" x 15" (use pattern)

**Mother's Hearts:** ask for pattern used for preemies in neonatal departments.

**Preemie Beanies:** (knitted) ask for pattern or Google them

**Adult Beanies:** (knitted) ask for pattern or Google them

**Comfort Bags:** For Police department bags

**Quarterly Challenges:** To be announced

All area codes are 252 unless noted

## Newsletter Advertising for TRPQG Members

If you are a TRPQG member and have personal sewing related items you no longer want or use and you would like to sell or gift them you can list them in the newsletter. Please send the item description, price and your contact information to [michele25@suddenlink.net](mailto:michele25@suddenlink.net). This section of the newsletter will be removed from the newsletter before being posted on the public website.

Items will be limited to space available in the newsletter and first come first serve. The newsletter and the TRPQG are not responsible in any way for any transactions resulting from these advertisements. The newsletter is simply providing what we hope is a benefit for the members of the TRPQG guild.





If you are a member of the TRPQG and you machine quilt for others please send your name, phone number and email address to [michele25@suddenlink.net](mailto:michele25@suddenlink.net). In future issues of the newsletter I will list your contact information so TRPQG members can contact you for their quilting needs.

## Coffee & Cookies

January- Duane & Michele Carpentier  
February- Mandy Jackson



Can you provide Coffee & Cookies, or a snack, just ONCE?  
If you can,  
PLEASE sign-up!

## A Warm Welcome to the Tar River Piecemakers Quilt Guild This December!

'Twas the month of December, and all through our space,  
Quilters were gathering, in a warm, friendly place.  
With family and friends, we cherish our time,  
Sharing our passions, our spirits will climb.

As snowflakes fall, we reflect with delight,  
Christmas reminds us of the joys in sight.  
With pins and needles, we gather around,  
Creating our quilts, where love can be found.

We measure with rulers, and cut with great care,  
With scissors and cutters, we all do share.  
Triangles and squares, we stitch with great pride,  
Backing and binding, our quilts are our guide.


With fabric and thread, each fat quarter we choose,  
We sew with a purpose, there's nothing to lose.  
The iron is hot, the mats are all laid,  
In friendship and passion, our love won't fade.

So join us this season, let's quilt and create,  
With warmth in our hearts, it's never too late.  
For in every stitch, a story we weave,  
Together in quilting, we truly believe!

Welcome to our guild, let the fun now begin,  
In December's embrace, let our quilting hearts win!

**As of 09 NOVEMBER 2024:**  
66 Regular Members  
7 Founding Members  
2 Honorary Members  
1 Junior Members  
**76 Total Members**











## Quilting Bees

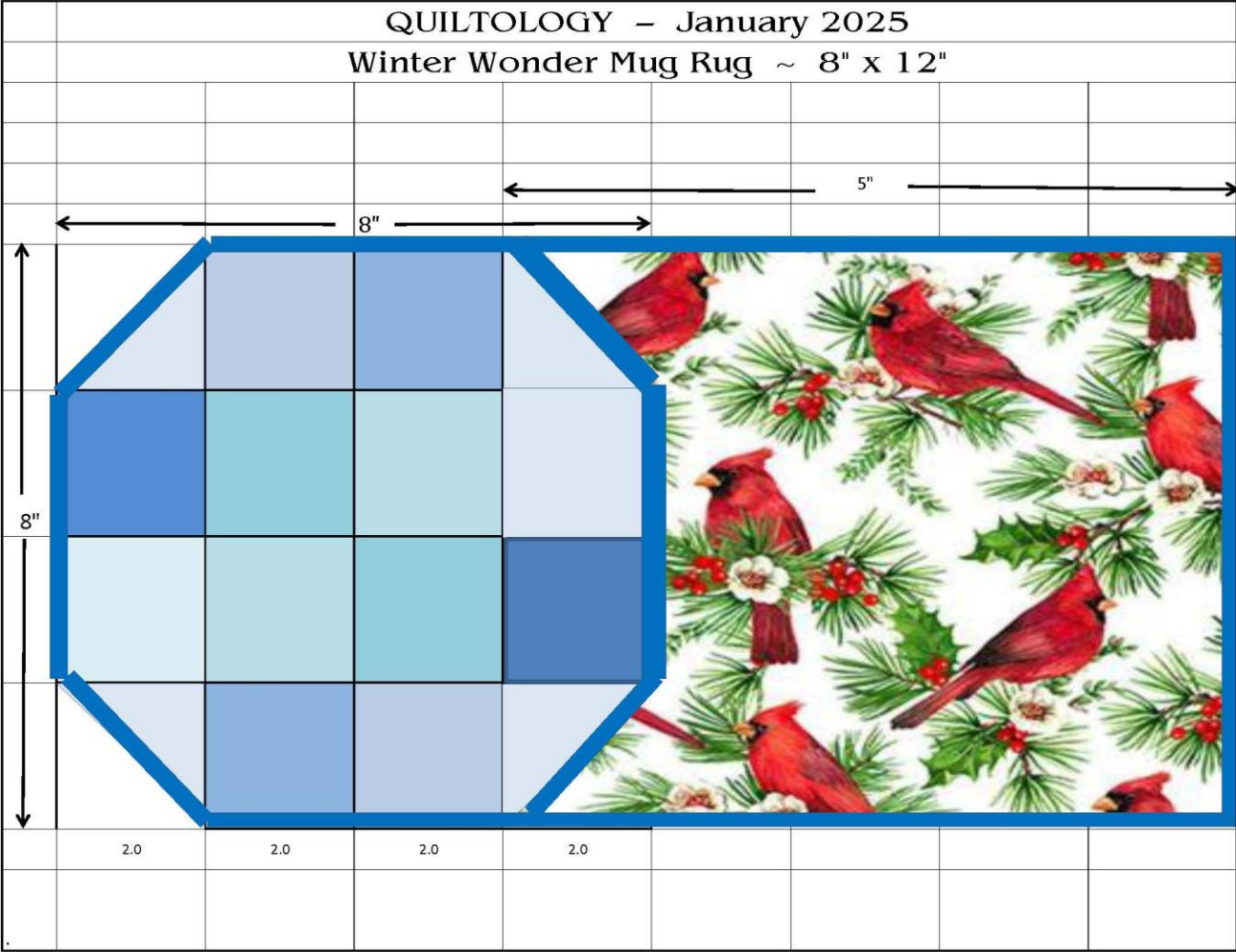


***A Quilting Bee is a gathering for quilters to foster creativity, connection, and community so that others feel a sense of belonging.***

### ***"Meet the Bees" at the January Meeting***

<b>Busy Bees</b>	<b>Imperial Art Centre on the 2nd Tuesday of each month @ 10 am Queen Bee is Lisa Clark.</b>
<b>Cutting Corners</b>	<b>Braswell Library on the 3rd Friday of the month @ 10 am. Queen Bee is Ramona Orzell.</b>
<b>Happy Hooper's</b>	<b>Meetings are held on 3rd Saturday of each month @ 10 am at the home of Frankie Powell. Queen Bee is Frankie Powell.</b>
<b>Sew-Social</b>	<b>Open Sew Format @ the Imperial Art Center on the 4th Saturday of each month. Open to all members. Door to the Education Building is open at 9:30AM. Please contact Pam Smith.</b>
<b>EQ8 Electric Quilt</b>	<b>Imperial Art Centre 10 am. - 4th Saturday of each month. Queen Bee is Debbie Nivison.</b>
<b>Patriotic</b>	<b>Braswell Library – 1<sup>st</sup> Tuesday of each month at 10 am. Queen Bee is Jennie Wright.</b>







# QUILTOLOGY – January 2025

## Winter Wonder Mug Rug ~ 8" x 12"

### Supplies for 8" x 12" Mug Rug:

Backing Fabric: 9"x13"

*\*All seams are measured at 1/4"*

Cotton Batting: 9"x13" (*Polyester COULD*) melt)

Coordinating, Winter-Scene Fabric: 8+1/2"x10+1/2"

*\*All measurements are length (Up & Down)  
by width (Side to Side)*

Snowball Fabrics: Sixteen (16), 2+1/2" squares

Narrow Binding: 1+1/2 yd

Scissors or Rotary Cutter; Mat & Basic Sewing Tools

### STEP-1: Prepare the Backing Section:

- > Cut & press Backing Fabric; Lay it flat, WRONG-SIDE-UP.
- > Cut the Batting; Lay it flat, on top of the Backing.
- > Set aside until the top of the Mug Rug is finished.

### STEP-2: Prepare the Snowball Unit:

- > There are 16, 2+1/2" (2" finished), squares making up the Snowball unit. Position them anyway you like.
- > With right-sides together, sew 4 squares in each row. Press seams flat.
- > With right-sides together, sew the 4 rows together. Press seams flat.
- > Cut the 4 corner squares in half diagonally, creating Half-Square-Triangles (HSTs).  
Do **NOT** leave a seam allowance.
- > Set aside until the Coordinating, Winter-Scene Fabric is finished.

### STEP-3: Prepare the Coordinating, Winter-Scene Fabric Unit:

- > Cut & press the Winter-Scene Fabric at LEAST 8+1/2"x10+1/2".
- > Lay the piece flat, RIGHT-SIDE-UP.
- > Lay the Snowball Unit over the LEFT-EDGE of the Winter-Scene Fabric, ensure the Snowball Unit completely covers the edge.
- > Lay the binding flat along the RIGHT-EDGE of the Snowball Unit, from the top of the top-right HST, down the two right squares, & down the edge of the bottom HST.

### STEP-4: Join the Units:

- > Layer Backing, Batting & Mug Rug Top together.
- > The design is mine, the quilting is YOURS!!! Quilt using your favorite method ~ Hand, Machine, etc.
- > Bind Mug Rug.

*\*Don't forget to sew on a label!*

HAPPY NEW YEAR  
**2025!**



## TRPQG AGENDA JANUARY 11, 2025

SOCIAL/SIGN IN: 9:00 to 9:30 AM

WELCOME: 9:30 AM

MINUTES OF THE PREV. MONTH APPROVED AS PUBLISHED IN THE NEWSLETTER

1. MOTION TO APPROVE & 2ND

TREASURER'S REPORT APPROVED AS PUBLISHED IN THE NEWSLETTER

1. MOTION TO APPROVE & 2<sup>ND</sup>

BIRTHDAYS: Duane Carpentier, Beverly Couch, Gayle Helm, Katherine Saunders

Committee Reports- Short summaries

Outreach - Katherine Saunders

Sunshine and Shadow - Nancy Knapp

Library - Martha Blount and Maryann Rettino

Newsletter - Michele Carpentier

Facebook - Jennie Wright

Bee Keeper - Pam Smith

Programs - Leadership Team

Public Relations - Harvey Sopher, Lin Varney

Website – Harvey Sopher

OLD BUSINESS

1. Bio Forms to Sarah Wade/Michele Carpentier
2. Sign up for greeter and/or bringing coffee

NEW BUSINESS

Upcoming Events

1. February – Yard Sale

SEW AND TELL – Reminder to refrain from talking while members are sharing their quilts.

BREAK

TRPQG BEES PRESENTATION

MEMBERSHIP REPORT

DRAWINGS