

Quilting Times

2024

November
Volume 27 Issue 3

Join us!!

Tar River Piecemakers Quilting Guild

Meets at 9:00 the second Saturday of every month at the Arts Center at the Imperial Centre for Arts & Sciences 344 Falls Road, Rocky Mount, NC. 27804

From The Leadership Team!

Greetings Quilters,

I hope everyone is having a great October and enjoying the cooler temperatures. Thanks to all of you who presented your binding techniques at the last meeting. Hopefully everyone learned something! Just a reminder about our monochromatic quilt challenge that will be due at the December meeting. There are only two rules. It must only contain one color which can include different shades of that color and it must measure at least 36 inches square. If you have any questions regarding the challenge, please contact someone on the Leadership team. Also winding down will be the raffle for the Harley Davidson quilt. Tickets can still be purchased. The drawing will be on November 8th at the NC Beer Factory located at 500 S Wesleyan Blvd. There will also be a QOV presentation at 7PM and the Harley Davidson quilt drawing will be around 8PM. Everyone is welcome to attend. The guild's November meeting will include our QOV presentation and is being coordinated by the Patriotic Bee. We are providing refreshments for our guests and will appreciate donated baked items to offer to them. Thank you in advance.

Hope to see you on Nov 9th!!

Mary, Duane, Carol and Lori – Your Leadership Team

Welcome new members!

[Join the TRPQG Members Facebook page](#)

[Join the EQ8 & Sew-Social Bees on the 4th Saturday](#)

[Consider contributing to the newsletter](#)

[Fill out a TRPQG Bio Form please turn in to Sarah Wade or Michele Carpentier](#)

Our Next Meeting

Saturday November 9, 2024
9:00AM Imperial Centre

Bring a Friend

Wear Your Name Tag

Return Borrowed Library Books

Tar River Piecemakers Quilting Guild Meeting Minutes 10/12/24

Mary called the TRPQG meeting to order at 09:32 am and welcomed everyone.
Mary wished Happy Birthday to all with a birthday in October.

A motion to approve the Meeting Minutes for September was made by Pam Smith and seconded by Katherine Saunders. A motion to approve the Treasurer's Report for September was made by Sarah Wade and seconded by Harvey Sopher. Both motions passed.

Committee Reports:

Charity Outreach: Katherine Saunders: Gave donations to 3 locations: Christian Adoption Agency, Nash Women's Center & Veteran's Association.

Sunshine and Shadows: Nancy Knapp: No cards needed to be sent out.

Library: Maryann Rettino: Started putting former library books out for sale.

Newsletter: Michele Carpentier: No news.

Facebook: Jennie Wright: No news.

Programs: Leadership Team – See below under New Business.

Public Relations: Harvey Sopher and Lin Varney: No news

Bee Keeper: Pam Smith: Cutting Corners will not be in the regular library location. Patriotic Bee also not at the regular library location due to voting. 4th Saturday in November will be scheduled; 4th Saturday in December likely not scheduled.

Webpage: Harvey Sopher: Updated with a calendar for the bees & meetings. There is a member's page for submissions. Sew & Tell, as well as a What's New, pages have been added. Queen Bees are requested to send Harvey photos of the bees.

Old Business:

Bio forms to Sarah Wade or Michele Carpentier.

Please sign up for greeter/coffee/snacks duties.

Monthly Program: October Binding Clinic: Teachers Lori, Jennie, Duane, Jean, Julie, Cynthia and Carol all gave great lessons!

Upcoming Monthly Programs:

November QOV Presentation:

- Friday 8th to the Harley Riders at Beer Factory on 301 at 7 pm. Seven or eight quilts will be presented.
- Saturday November 9th, at 344 Falls Road, will be the main Quilt of Valor presentation. Ablebodied guild members are asked to park in the overflow parking lot and to bring baked goods. Arrive at 9 am for quick guild meeting. 15 quilts will be presented!

December Christmas Party - Planned to be a potluck. Guild members are asked to bring food. More details TBD. This is also the time to bring your finished monochromatic quilts to display for Show & Tell!

January 2025 - Bee History, Discussion, census, trivia & goals

New Business:

Quilt Raffle - Timing TBD.

Suggestion: Next October, organize in advance a "Trick or Treat" fabric swap.

Membership Report: Jinx Abernathy: 48 attendees, which set a record for 2024. 75% of members were in attendance. 2 new members were inaugurated into the guild.

Drawings:

First Time Sew & Tell – None

Sew & Tell – Carol Gates, Geri Womack, Marilyn Hooton

Membership (Blue Tickets) – Billie Howell & Marilyn Hooton

Next meeting will be on November 9th, 2024. Meeting Adjourned at noon.

Respectfully submitted,
Sarah Oberlin, Secretary

Book Review

Scrappy & Happy Quilts

By Kate Henderson

Kate Henderson is a quilter who lives in Western Australia. She says color is her favorite part of quilting. Her book is divided into quilts with just two colors and those with three colors. She suggests that we experiment with colors we don't usually use and look at the interesting results. Though she uses only two colors in many of her designs, she uses many shades of one of those fabrics. The second color is usually white, as this makes the focus color pop. She also recommends using a design wall to help with assessing the arrangement of the fabrics.

My favorite quilt in this book is one called Sunrise. It is designed for a wallhanging, as it is 28" x 35". She uses a white print and several shades of orange prints. The finished blocks are 7" square. There are twelve different sunrises (or partial sunrises) in the quilt. Each one is made from a different orange or reddish orange fabric. There are templates for paper piecing each section. You would need to make twenty copies of each unit. Ms. Henderson gives good instructions as to how each rectangle should be placed on the template.



Petunia Patch is another interesting quilt. It consists of white background fabric and small rectangles of assorted green prints and 25 squares of 10" x 10" assorted pink prints. I think it would be fun to assemble this quilt. You take 2" squares of pink and sew white 2" squares on three of the corners. You sew on the diagonal of the small white square, cut, and press the triangle up to form a notch. Four of these small squares make one petunia with a white square in the middle. There are twenty-five petunias on the quilt.

I think one could stay entertained for some time with the ideas in this book.

Your librarians,
Martha Blount
Maryann Rettino


Welcome to the Tar River Piecemakers Quilt Guild!

As the crisp October air ushers in a season of change, we're excited to gather with needles in hand and thimbles at the ready! This month, let's embrace the warmth of sewing and quilting, piecing together fabric triangles and squares into beautiful creations. Whether you're stitching with precision or guiding your thread through layers of fabric, the magic of quilting is in every cut of the scissors and every stitch you make.

Let's celebrate the cozy joys of autumn, one quilt at a time. Happy Quilting!

Contributed by Harvey Sopher





QUILTOLOGY – November 2024

~ ~ Turkey Trot Mug Rug ~ ~

Supplies for 7" x 10" Mug Rug:

Backing Fabric, 8" x 11"

Cotton Batting, 8" x 11" (*Polyester COULD melt*)

Background Fabric, 8" x 11"

Scrap Fabrics in Fall Colors for Feathers, Head & Body

Fusible Web, approximately 5" x 7"

1 yd, Binding

Scissors or Rotary Cutter & Mat

Basic Sewing Tools: Sewing Machine, Iron, Pins, Thread, Rulers, Markers, etc.



STEP-1: Prepare the Sections:

- > Cut & press the Backing Fabric; Lay it flat, wrong-side-up.
- > Cut the Batting; Lay it flat, on top of the Backing.
- > Cut & press the Background Fabric.
- > Cut & Press 7 different colored scraps for "Tail Feathers" Section.

Dresden Wedge Instructions:

- Cut each fabric piece 2" wide & 3+1/2" tall.
- Fold Wedge in half, lengthwise, with right-side-together.
- Stitch across the top of each Wedge, reinforcing FOLDED edge.
- Trim corners; turn right-side-out & press.
- Stitch Wedges together, with a 1/4" seam; press.



STEP-2:

- > Cut Fusible Web to fit the wrong-side of the "Tail Feathers" Section; Center both on the "Background" Section.
- > Attach the "Tail Feathers" Section, according to the Fusible Web package instructions.

STEP-3:

- > Cut & Press one, 2+3/4" circle for "Turkey Body" Section; Press 1/4" seam under.
- > Cut Fusible Web to fit the wrong-side of the "Turkey Body" Section.
- > Center on the "Tail Feathers" Section; Attach as in STEP-2.



STEP-4:

- > Cut & Press one, 1+3/4" x 2+1/2" rounded Dresden Wedge for "Turkey Head" Section; Press 1/4" seam under.
- > Cut Fusible Web to fit the wrong-side of the "Turkey Head" Section.

> Center on the "Tail Feathers" Section; Attach as in STEP-2.


STEP-5: To finish:

- > Decorate the Turkey face with embroidery, buttons, sequins, etc.
- > Layer Backing, Batting & Mug Rug Top.
- > Quilt using your favorite method; Hand, Machine, etc.
- > Bind Mug Rug.



UPCOMING PROGRAMS

NOVEMBER: QOV PRESENTATION




DECEMBER: CHRISTMAS PARTY





Sunshine & Shadow

We don't want you to go through it alone! If you have anyone you want remembered, please email: Nancy Knapp at HUDSONPUPPY@earthlink.net



TRPQG 2024-2025 GREETERS

NOV: Joan Mayo

DEC: Martha Creech

JAN: Duane and Michele Carpentier

FEB: Julie Green

NOVEMBER BIRTHDAYS

Susie Crumpler

Julie Green

Thelma Hill

Ramona Orzell

Mary Selecky

Jennie Wright



A BIG TRPQG THANK YOU

Everyone who sews for Outreach
Everyone who contributes to the TRPQG Newsletter
Everyone that shares at Sew & Tell
The Queen Bees
Harvey for mailing the newsletters & taking pictures at the meetings



Fave Quilts

Lots of traditional and modern free quilt patterns.
Tutorials and tips for a variety of quilting techniques.

favequilts.com

Facebook TRPQG Members Only Update

If you would like to join the TRPQG Members Only Facebook page.
Go to <https://www.facebook.com/groups/475820599214904> and request to be added.

Please send an email to rite1@mindspring.com and let me know that you have sent a request. Occasionally the name in the TRPQG Membership Directory is not the same as your Facebook name.
If you will let me know your name in the directory and your name on your Facebook page you can help me speed up the approval process.

Jennie Wright



Page



Sweet Potato Pie

November 2024

by Jinx Abernathy

Time: 1:30 hours Makes: 1 pie
Cuisine: Southern USA



Ingredients:

1, 9" deep dish pie shell	2 Tbls melted butter
3 cups cooked, mashed sweet potatoes	1/4 cup all-purpose flour
1 whole egg	1/2 tsp vanilla extract
1 cup sugar	1/4 tsp ground cinnamon
1/2 cup evaporated milk	1/4 tsp nutmeg

Directions:

1. Place pie shell on a baking sheet & poke holes in it with a fork. Place baking sheet on middle rack in the cold oven & turn oven to 400°. Allow pie shell to remain in oven until temperature is reached, about 10 minutes. Remove slightly-baked pie shell to a cooling rack.
2. Combine pie ingredients until smooth. Pour filling into the cooled pie shell.
3. Bake 60-75 minutes. Pie is done when a table-knife inserted in center comes out clean.
4. Transfer baked pie to a cooling rack for at least 1 hour. Refrigerate at least 2 hours, or overnight, before serving.



SAVE THE DATES

TRPQG MEETINGS

November 9th Meeting:
December 14th Meeting:

Imperial Centre
Imperial Centre

Deadline for newsletter submissions is the 25th
EVENTS YOU MIGHT ENJOY

Capital Quilters Quilt Show- Kerr Scott Bldg, NC State Fairgrounds, Raleigh, NC

Mar 14-15, 2025

Original Sewing and Quilt Expo- Raleigh, NC

May 1-3, 2025





- CLASSES
- FABRICS
- PATTERNS
- QUILTING SUPPLIES
- EMBROIDERY SUPPLIES

Quilts Like Crazy and Embroidery

Quilting, Sewing, Embroidery Supplies & More!

STORE HOURS

M-F	10AM - 5PM
SAT	10AM - 3PM
SUN	CLOSED

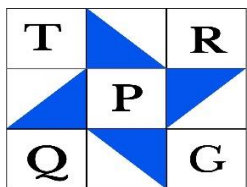


1241-08 S Main St, Wake Forest, NC 27587
www.quiltlikecrazy.com (984) 237-0071

Follow us!



Tar River Piecemakers Quilting Guild



P.O. Box 7041 Rocky Mount NC 27804

Leadership Team:

Duane Carpentier

Carol Gates

Mary Selecky

Lori Mann

Secretary: Sarah Oberlin

Treasurer: Rosalyn Ryers

Sunshine & Shadow: Nancy Knapp

Membership:

Jinx Abernathy

Amanda Jackson

Joyce Kirby

Library: Maryann Rettino

Martha Blount

Beekeeper: Pam Smith

Website: Harvey Sopher

Newsletter: Michele Carpentier

Facebook: Jennie Wright

Charity Outreach:

Katherine Saunders

Hospitality: Lin Varney

Public Relations: Lin Varney

Harvey Sopher

All area codes are 252 unless noted

Newsletter Advertising for TRPQG Members

If you are a TRPQG member and have personal sewing related items you no longer want or use and you would like to sell or gift them you can list them in the newsletter. Please send the item description, price and your contact information to michele25@suddenlink.net. This section of the newsletter will be removed from the newsletter before being posted on the public website.

Items will be limited to space available in the newsletter and first come first serve. The newsletter and the TRPQG are not responsible in any way for any transactions resulting from these advertisements. The newsletter is simply providing what we hope is a benefit for the members of the TRPQG guild.

TRPQG Official Charities

Patriotic quilts: Any size

Quilts for Christian Adoption Agency: any size

Please include a sample square from the quilt pattern which is given to the birth mother.

Isolette covers for Vidant Hospital: should be no larger than 36 x 36 .

Quilts for Nash Hospital Nursery: They accept any size quilts they use to send the babies home. We will accept smaller blankets that are knitted or crocheted. We can always find someone who has a need.

Additional charities our TRPQG members support.

Oncology Department Quilts: can always use lap size quilts and mug rugs for them.

Bereavement wraps: 12" x 12" or 15" x 15" (use pattern)

Mother's Hearts: ask for pattern used for preemies in neonatal departments.

Preemie Beanies: (knitted) ask for pattern or Google them

Comfort Bags: For Police department bags

Quarterly Challenges: To be announced





If you are a member of the TRPQG and you machine quilt for others please send your name, phone number and email address to michele25@suddenlink.net In future issues of the newsletter I will list your contact information so TRPQG members can contact you for their quilting needs.

Coffee & Cookies

November-
 December- Leadership Team
 January- Duane & Michele Carpentier



As of 12 OCTOBER 2024:
 66 Regular Members
 7 Founding Members
 2 Honorary Members
 1 Junior Members
 76 Total Members




Teresa Garrett



Nadia Pshenitryna

Can you provide Coffee & Cookies, or a snack, just ONCE?
 If you can,
 PLEASE sign-up!



219 NC Hwy 98E Bunn, NC
919-497-0828 • www.thebrokenneedle.com

Regular Shop hours
Tuesday-Saturday 10 am til 5 pm

Janome authorized dealer and service center.

JANOME Fabric - Notions - Patterns - Kits - Classes

TASTE
Bunn, NC

Quilting Bees



A Quilting Bee is a gathering for quilters to foster creativity, connection, and community so that others feel a sense of belonging.

Busy Bees	Imperial Art Centre on the 2nd Tuesday of each month @ 10 am Queen Bee is Lisa Clark.
Cutting Corners	Braswell Library on the 3rd Friday of the month @ 10 am. Queen Bee is Ramona Orzell.
Happy Hooper's	Meetings are held on 3rd Saturday of each month @ 10 am at the home of Frankie Powell. Queen Bee is Frankie Powell. January 18, 2025 is the next scheduled meeting.
Sew-Social	Open Sew Format @ the Imperial Art Center on the 4th Saturday of each month. Open to all members. Door to the Education Building is open at 9:30AM. Please contact Pam Smith. December's Bee is cancelled.
EQ8 Electric Quilt	Imperial Art Centre 10 am. - 4th Saturday of each month. Queen Bee is Debbie Nivison.
Patriotic	Braswell Library – 1st Tuesday of each month at 10 am. Queen Bee is Jennie Wright. November's meeting only will be held at Imperial Centre.





**7076 Ramsey St./HWY 401
Fayetteville, NC 28311
(910) 630-3912 Mon– Sat 9 am—5 pm
<https://www.lovingstitches.net>**

We Are Thankful For You! To Show Our Appreciation...

Thankful Hearts Sale, November 29th & 30th

- All Value Center items will be priced to empty the room!
- Select cabinets, chairs and ironing equipment will be discounted up to 40%.
- Bernina & bernette presser feet & accessories (hoops, bobbins, books) will be discounted 25%.
- Special savings on notions, retail floor fabrics, books, patterns.
- All Bernina & bernette machines will be on sale!
- Many more items will be discounted.

Come early for the best selection. Enter our free drawing to be awarded on Saturday afternoon. Minimum 1 yard cuts for all fabrics. No fat quarters will be cut. Request cash or check for payment based on discounts.

We will be closed
November 27th & 28th
for Thanksgiving.



made to create **BERNINA**



TRPQG AGENDA NOVEMBER 9, 2024

SOCIAL/SIGN IN: 9:00 to 9:30 AM

WELCOME: 9:30 AM

QOV Ceremony

Break

MINUTES OF THE PREV. MONTH APPROVED AS PUBLISHED IN THE NEWSLETTER

1. MOTION TO APPROVE & 2ND

TREASURER'S REPORT APPROVED AS PUBLISHED IN THE NEWSLETTER

1. MOTION TO APPROVE & 2ND

BIRTHDAYS: Susie Crumpler, Julie Green, Thelma Hill, Ramona Orzell, Mary Selecky, Jennie Wright

Committee Reports- Short summaries

- Outreach - Katherine Saunders
- Sunshine and Shadow - Nancy Knapp
- Library - Martha Blount and Maryann Rettino
- Newsletter - Michele Carpentier
- Facebook - Jennie Wright
- Bee Keeper - Pam Smith
- Programs - Leadership Team
- Public Relations - Harvey Sopher, Lin Varney
- Website – Harvey Sopher

OLD BUSINESS

1. Bio Forms to Sarah Wade/Michele Carpentier
2. Sign up for greeter and/or bringing coffee

NEW BUSINESS

Upcoming Events

1. Christmas Party in December – Potluck – Gift Exchange
2. Monochromatic quilt challenge June – December 2024
3. November 8th – Drawing for Harley Davidson T-Shirt Quilt 8PM NC Beer Factory
4. January – Bee Presentation
5. February – Yard Sale

MEMBERSHIP REPORT

SEW AND TELL

DRAWINGS