

Quilting Times

2024

October

Volume 27 Issue 2

Join us!!

Tar River Piecemakers Quilting Guild

Meets at 9:00 the second Saturday of every month at the Arts Center at the Imperial Centre for Arts & Sciences 344 Falls Road, Rocky Mount, NC. 27804

From The Leadership Team!

Greetings Quilters,

Happy Fall! I think we are all grateful for this cooler weather. We had such a fun birthday party at the September meeting. Hope you all enjoyed it! Carol's games were such fun. It was nice to see so many "old" faces too. In October we have our binding clinic. Looking forward to learning a new technique? Several guild members have volunteered to demonstrate their own method of completing their quilts. The November meeting will be our Quilt of Valor presentation for many deserving veterans. These ceremonies dedicated to the heroic efforts of those who have served our country are so special. Hope you will join us. We will end the year at our December meeting with our Christmas party and the monochromatic quilt challenge. The only rules are that it will need to be one color & measure at least 36 inches square.

Have you completed your challenge yet? If not, better get busy!

See you October 12th!

Mary, Duane, Carol and Lori – Your Leadership Team

Welcome new members!

[Join the TRPQG Members Facebook page](#)

[Join the EQ8 & Sew-Social Bees on the 4th Saturday](#)

[Consider contributing to the newsletter](#)

[Fill out a TRPQG Bio Form please turn in to Sarah Wade or Michele Carpentier](#)

Our Next Meeting

Saturday October 12, 2024
9:00AM Imperial Centre

Bring a Friend

Wear Your Name Tag

Return Borrowed Library Books

Tar River Piecemakers Quilting Guild Meeting Minutes 09/14/24

Duane Carpentier called the TRPQG meeting to order at 09:35 am and welcomed everyone.

Mary Selecky wished Happy Birthday to all with a birthday in September, esp Sarah Wade, whose birthday was 9/14/24. This was the 24th Birthday of TRPQG as a group!

A motion to approve the Meeting Minutes for August was made by Beverly Wilson and seconded by Nancy Knapp. A motion to approve the Treasurer's Report for August was made by Nancy Knapp and seconded by Beverly Wilson. Both motions passed.

Committee Reports:

Charity Outreach: Katherine: New quilt kits are available. 41 kits have been distributed in the last year.

Sunshine and Shadows: Nancy Knapp: No cards needed to be sent!

Library: Martha Blount/Maryann Rettino: Not present to comment.

Newsletter: Michele Carpentier: No news.

Facebook: Jennie Wright: No news.

Programs: Leadership Team – See below under New Business.

Public Relations: Harvey Sopher and Lin Varney: We made it into the Rocky Mount Telegram!

Bee Keeper: Pam Smith: Open Sew continues on the 4th Saturday of each month, always open to new members.

Webpage: Harvey Sopher: A new website is now up and running as made by Harvey! <https://tarriverquilters.org/> Regarding personal information concerns, no phone numbers, members list or treasurer's report will be available on the website. Harvey requests input on changes to make & info to update.

Old Business:

Bio Forms – Bio forms can be filled out online and sent to Michele Carpentier. She and Sarah Wade will accept hand-written forms. Sign up – Please sign up for being a greeter and/or bringing coffee.

New Business:

Upcoming Monthly Programs:

October – Mini Clinic on Binding

November – QOV Presentation

December – TRPQG Christmas Party

Monochromatic Quilt Challenge, June – December 2024.

Monochromatic by definition is one color, but you can use different shadings of that color. (Hint: you can use the gray scale on a smart phone to highlight shadings of color on a picture of your project.) It has to be a minimum of 36" x 36". It is due by our December meeting and it must be finished.

Quilts of Valor (QOV): All QOV quilts for unknown recipients were due in August.

Harley Davidson Quilt: We need volunteers for Bike Night at Flying Iron Harley-Davidson on Saturday nights. Tickets will be sold at October 1st event.

Monthly Program:

For the 2024-2025 fiscal year, Lori Mann was sworn in to the Leadership team for the next 2 years. Sarah Oberlin was sworn in as Secretary. Jean Doyle was recognized for her long service as Secretary. Rosalyn Ryers continues as Treasurer.

Carol Gates listed all that we've achieved this year: December UFO challenge, December HST challenge, Charles Cameron's class, the quilt supply auction, Jennie's tutorial on design boards, Sewing 101 classes, involvement with lending quilts to the local play, Tour of the Imperial Center, Harley Davidson Quilt Raffle, Quilts of Valor presentation, New Quilt of Valor bee formed, Art Quilt presentation, Lee Monroe's Joy of Quilting presentation.

In terms of donations in the past year, 2638 hours of quilt making time have been donated and so much more (baby hats, placemats etc)!

TRPQG birthday cake was enjoyed by all & a getting-to-know-you game was played.

Membership Report: Jinx Abernathy: 41 attending, 38 members and 3 guests. 2 of the guests signed up as new members!

Drawings:

First Time Sew & Tell – None

Sew & Tell – (Information missing due to Secretary inexperience.)

Membership (Blue Tickets) – Julie Green, Beverly Wilson

Birthday Drawing: Thelma Hill, Jinx Abernathy, Sarah Wade

Next meeting will be on 10/12/24. Meeting Adjourned at time: 11:45 am

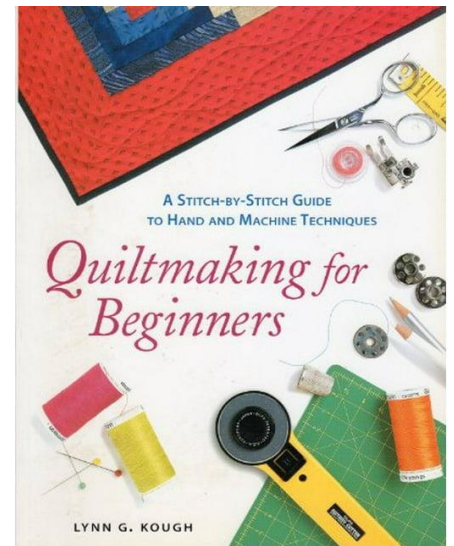
Respectfully submitted,
Sarah Oberlin, Secretary

Book Review

Quiltmaking for Beginners

By Lynn G. Kough

This month I am reviewing “Quiltmaking for Beginners” by Lynn G. Kough. This book is a clear and concise instruction book for new quilters. I recommend reading the “how to use this book” section first, it clearly explains step by step, the whole process of making a quilt will be covered in the book. You may have already started with the help of a fellow quilter but need more detail to progress in your skill. It starts with the very basics of choosing fabrics and colors. She moves on to making blocks and the applique and on to putting it together. Overall, this is a great primer for beginners. The colored pictures are useful also. As the book moves on, I found them very helpful in regard to color. It helps to see how the quilt should look like finished.



I will be adding this book to our library this month.

Your librarians,
Maryann Rettino
Martha Blount

Happy 24th Birthday, Tar River Piecemakers Quilt Guild!

As we celebrate this milestone, let us reflect on the countless hours spent with needles in hand, thimbles on fingers, and rulers guiding our creative journey. Together, we have transformed fabric into masterpieces, turning triangles and squares into stories stitched with care.

With every thread woven and every piece cut by scissors, we have built a community where sewing and quilting are more than just hobbies—they are the fabric of our friendship. Here is to the next chapter of stitching memories, one quilt at a time.

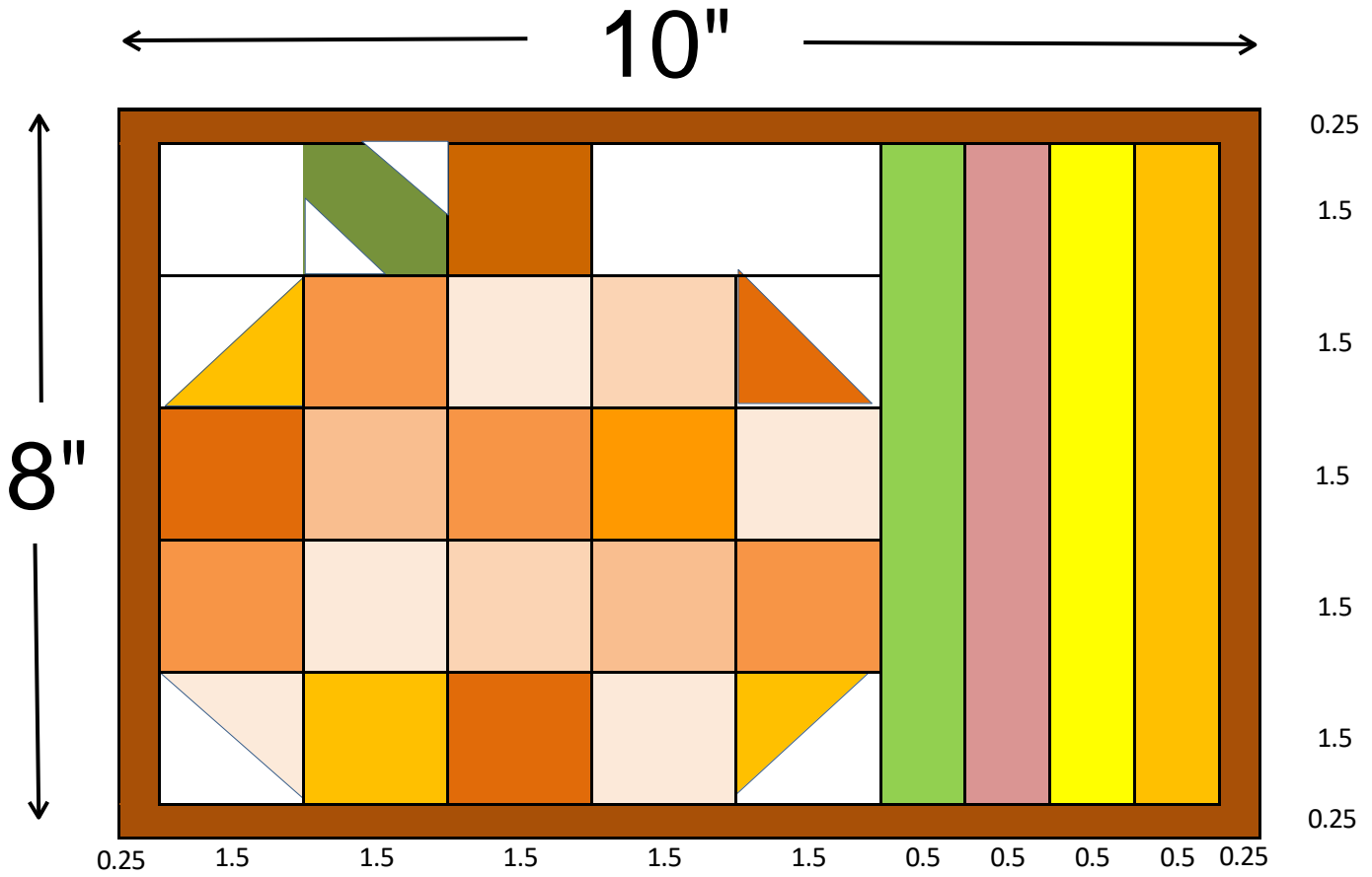
May our needles stay sharp, our stitches stay strong, and our inspiration continue to grow. Happy Quilting!

Contributed by Harvey Sopher



QUILTOLGY – October 2024

~ ~ ~ ~ ~ Pumpkin Spice Mug Rug Pattern ~ Page 1 of 2 ~ ~ ~ ~ ~



QUILTOLOGY – October 2024

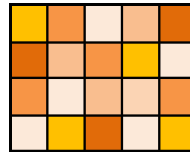
~ ~ ~ ~ Pumpkin Spice Mug Rug Instructions ~ Page 2 of 2 ~ ~ ~ ~

SUPPLIES:

Scrap Fabrics ~ Oranges, for Pumpkin; Green for Leaf; Brown for Stem:
Backing Fabric & Batting; Personal Choice for Side Panel & Background
Scissors or Rotary Cutter & Mat
Sewing Machine, Iron
Basic Sewing Tools: Pins, Thread, Rulers, Markers, etc.

STEP-1: Prepare fabrics: **NOTE: All finishes "SQUARES" should be 1.5" square**

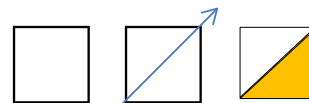
>Press & cut: 20, Multiple Orange scraps 2" square
1-Brown; & 1-Green scrap 2" square
7, Background scraps 2" square
1, Background scrap 1.5" x 2.5"
1-Green; 1-Purple; 1-Yellow; & 1-Orange scrap 1" x 8.5" strip
1-Backing Fabric; & 1-Batting 9" x 11"
45" Bias Binding



STEP-2: Join 4 rows, 5 each, Multiple Orange 2" squares.

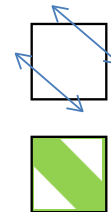
STEP-3: Place 1-Background 2" square on each of the 4-corners of the Orange section, right-sides-together.

>Draw a diagonal line across the Background square; stitch down the line; cut away the outside triangles.
>Press each corner square toward the outside of the Orange section.



STEP-4: Prepare the top row of the Pumpkin:

>Make the "Leaf":
>Place 1-Background 2" square on each of 2 opposite corners of the Green 2" square.
>Draw 2 diagonal lines across the Background square, dividing the Green square in thirds.
>Stitch down the 2-lines; cut away the outside triangles.
>Press each side of the Green square toward the outside of the section: Leaf made!



>Stitch 1-Background 2" square on the left side of the "Leaf" square.
>Stem: Stitch 1-Brown 2" square on the right side of the "Leaf" square.
>Stitch the 1.5" x 2.5" Background piece on the right side of the "Stem" square.



STEP-5: Prepare the side "Patch":

>Stitch the 1" x 8.5" strips together: Finished strips should be = 0.5" x 8" each.
>Stitch the Side-Patch & the "Pumpkin" together.

STEP-6: Finish: Attach Bias Binding: Mug Rug FINISHED!!!


HAPPY QUILTING!

UPCOMING PROGRAMS

OCTOBER: Quilt Binding Clinic



NOVEMBER: QOV PRESENTATION




DECEMBER: CHRISTMAS PARTY





Sunshine & Shadow

We don't want you to go through it alone! If you have anyone you want remembered, please email: Nancy Knapp at HUDSONPUPPY@earthlink.net



TRPQG 2024 GREETERS

OCT: Maryann Rettino

NOV: Joan Mayo

DEC: Martha Creech

OCTOBER BIRTHDAYS

Bernadette Bladl

Martha Cianos

Paige Davis

Jean Doyle

Marilyn Hooton

Billie Howell

Mandy Jackson

Joyce Kirby

Lori Mann



A BIG TRPQG THANK YOU

Everyone who sews for Outreach

Everyone who contributes to the TRPQG Newsletter

Everyone that shares at Sew & Tell

The Queen Bees

Harvey for mailing the newsletters & taking pictures at the meetings





Hailey Stitches

Free quilt patterns for the holidays.
Download detailed instructions with wide variety of options.

haileystitches.com

Facebook TRPQG Members Only Update

If you would like to join the TRPQG Members Only Facebook page.
Go to <https://www.facebook.com/groups/475820599214904> and request to be added.

Please send an email to rite1@mindspring.com and let me know that you have sent a request. Occasionally the name in the TRPQG Membership Directory is not the same as your Facebook name. If you will let me know your name in the directory and your name on your Facebook page you can help me speed up the approval process.

Jennie Wright

Charity/Outreach

Deliveries were made to the Christian Adoption services and to Nash General. Please remember to fill out the sew and tell slip completely. Mark it with your name, description of item if you'd like, number of hours and if it's a donation. As you heard at our meeting the number of charitable hours is calculated and the amount of any donation is recorded. If you have knitted or crocheted something for donation, please fill out a slip. These many loved items are counted towards annual numbers. These items also need a label. Katherine has plastic toggles to attach to your item so that it isn't damaged. Please remember to put the specific label on your donation. If you need labels of any kind, have questions about any label, please see Katherine. The Patriotic Bee is working on placemats for donations to the Veterans Residential Services. If you would like to donate some as well, absolutely! There are approximately 14 kits to be checked out. Some will take as little as an hour to many hours, depending on which kit. Feel free to come browse the table. Check out a kit. Or if you have a favorite go to pattern, let's talk about it, and I'll see if I can put it together for an additional donation kit.

Thank you-
Katherine Saunders





Pumpkin Tea Cakes

October 2024
by Jinx Abernathy

Time: 3 hours Makes: 4 dozen

Ingredients:

1/4 cup softened, unsalted butter
1/4 cup shortening
1/2 cup sugar
1/2 cup brown sugar, packed
1 whole egg
1 tsp vanilla extract
29 ounces pumpkin puree

3 cups all-purpose flour
1 Tbls Pumpkin Pie Seasoning
1 tsp baking powder
1 tsp baking soda
1/2 tsp salt
1 c minced pecans



Directions:

1. Cream butter; add shortening & sugars until fluffy. Add egg, pumpkin & vanilla, blend well.
2. Sift flour, pumpkin pie spice, baking powder, baking soda & salt. Beat dry mixture into pumpkin mixture.
3. Stir in pecans. Chill dough at least 1 hour or overnight.
4. GLAZE: Heat butter & maple syrup over low heat until JUST melted. Stir in powdered sugar & cinnamon, blend well. Add hot water, 1 tsp at a time, until glaze is desired consistency, (2 Tbls water is usually TOO much).
5. Pre-heat oven to 350°. Line cookie sheets with parchment paper.
6. Using a medium ice cream scoop, drop cookie dough onto prepared cookie sheets, about 2" apart. Bake about 30 minutes, until lightly browned, but still soft.
7. Remove from oven to a cooling rack with wax paper underneath. Dip each cookie in the Glaze, allowing some to "drip" down sides. Cool completely & store in an air-tight container.





SAVE THE DATES

TRPQG MEETINGS

October 12th Meeting:
November 9th Meeting:

Imperial Centre
Imperial Centre

Deadline for newsletter submissions is the 25th
EVENTS YOU MIGHT ENJOY

The Threads that Bind Us Quilt Show- 633 Corregidor St, Mebane, NC

Oct 4-6, 2024

Capital Quilters Quilt Show- Kerr Scott Bldg, NC State Fairgrounds, Raleigh, NC

Mar 14-15, 2025

Original Sewing and Quilt Expo- Raleigh, NC

May 1-3, 2025



- CLASSES
- FABRICS
- PATTERNS
- QUILTING SUPPLIES
- EMBROIDERY SUPPLIES

Quilts Like Crazy and Embroidery

Quilting, Sewing, Embroidery Supplies & More!

STORE HOURS

M-F 10AM - 5PM
SAT 10AM - 3PM
SUN CLOSED

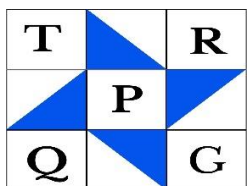


1241-08 S Main St, Wake Forest, NC 27587
www.quiltslikecrazy.com (984) 237-0071

Follow us!



Tar River Piecemakers Quilting Guild



P.O. Box 7041 Rocky Mount NC 27804

Leadership Team:

Duane Carpentier

Carol Gates

Mary Selecky

Lori Mann

Secretary: Sarah Oberlin

Treasurer: Rosalyn Ryers

Sunshine & Shadow: Nancy Knapp

Membership:

Jinx Abernathy

Amanda Jackson

Joyce Kirby

Library: Maryann Rettino

Martha Blount

Beekeeper: Pam Smith

Website: Harvey Sopher

Newsletter: Michele Carpentier

Facebook: Jennie Wright

Charity Outreach:

Katherine Saunders

Hospitality: Lin Varney

Public Relations: Lin Varney

Harvey Sopher

All area codes are 252 unless noted

Newsletter Advertising for TRPQG Members

If you are a TRPQG member and have personal sewing related items you no longer want or use and you would like to sell or gift them you can list them in the newsletter. Please send the item description, price and your contact information to michele25@suddenlink.net. This section of the newsletter will be removed from the newsletter before being posted on the public website.

Items will be limited to space available in the newsletter and first come first serve. The newsletter and the TRPQG are not responsible in any way for any transactions resulting from these advertisements. The newsletter is simply providing what we hope is a benefit for the members of the TRPQG guild.

TRPQG Official Charities

Patriotic quilts: Any size

Quilts for Christian Adoption Agency: any size

Please include a sample square from the quilt pattern which is given to the birth mother.

Isolette covers for Vidant Hospital: should be no larger than 36 x 36 .

Quilts for Nash Hospital Nursery: They accept any size quilts they use to send the babies home. We will accept smaller blankets that are knitted or crocheted. We can always find someone who has a need.

Additional charities our TRPQG members support.

Oncology Department Quilts: can always use lap size quilts and mug rugs for them.

Bereavement wraps: 12" x 12" or 15" x 15" (use pattern)

Mother's Hearts: ask for pattern used for preemies in neonatal departments.

Preemie Beanies: (knitted) ask for pattern or Google them

Comfort Bags: For Police department bags

Quarterly Challenges: To be announced





If you are a member of the TRPQG and you machine quilt for others please send your name, phone number and email address to michele25@suddenlink.net. In future issues of the newsletter I will list your contact information so TRPQG members can contact you for their quilting needs.



TRPQG – MEMBERSHIP DUES:

Annual dues shall be payable by the first of September or upon joining the guild.
 Membership will become delinquent if dues are not paid by the October TRPQG Meeting and all member privileges will be lost until Dues are paid.



Coffee & Cookies

October - - - - - **Lin Varney**
 November - - - _____
 December - - - _____

As of 13 SEPTEMBER 2024:

- 64 Regular Members
- 7 Founding Members
- 2 Honorary Members
- 1 Junior Members
- 74 Total Members

Can you provide Coffee & Cookies, or a snack, just ONCE?
 If you can, PLEASE sign-up!



Thelma Hill ~ 10 August 2024

Terri Mitchell ~ 14 September



Frances Cooley ~ 14 September



219 NC Hwy 98E Bunn, NC
919-497-0828 • www.thebrokenneedle.com

Regular Shop hours
Tuesday-Saturday 10 am til 5 pm

Janome authorized dealer and service center.

JANOME Fabric - Notions - Patterns - Kits - Classes

The Broken Needle
Bunn
North Carolina

TASTE
The People's Choice

The advertisement features a large quilt with a colorful geometric pattern in shades of purple, green, and pink. The quilt is displayed against a whiteboard. The background shows a white building with a green awning and a large black sewing machine mounted on the wall. A red tomato and a pair of scissors are also visible on the wall.



Quilting Bees



A Quilting Bee is a gathering for quilters to foster creativity, connection, and community so that others feel a sense of belonging.

Busy Bees	Imperial Art Centre on the 2nd Tuesday of each month @ 10 am Queen Bee is Lisa Clark
Cutting Corners	Braswell Library on the 3rd Friday of the month @ 10 am. Queen Bee is Ramona Orzell
Happy Hooper's	Meetings are held on 3rd Saturday of each month @ 10 am at the home of Frankie Powell. Queen Bee is Frankie Powell.
Sew-Social	Open Sew Format @ the Imperial Art Center on the 4th Saturday of each month. Open to all members. Door to the Education Building is open at 9:30AM. Please contact Pam Smith.
EQ8 Electric Quilt	Imperial Art Centre 10 am. - 4th Saturday of each month. Queen Bee is Debbie Nivison
Patriotic	Braswell Library – 1st Tuesday of each month at 10 am. Queen Bee is Jennie Wright.



**7076 Ramsey St./HWY 401
Fayetteville, NC 28311
(910) 630-3912 Mon– Sat 9 am–5 pm
<https://www.lovingstitches.net>**



Come see & try the new B 990!

Great selection of Bernina sewing machines, sergers and Longarms on sale! We have the new B990 in stock, no waiting! You'll always get great training and support with your new machine from our shop. Special Hot Buys with this trade-in Sale! Financing available. Delivery & set-up provided with all Longarms.

SUPER SATURDAY

OCTOBER

12

3.99% APR for
72 MONTHS[†]

On in-store purchases of \$4,000 or more made with your BERNINA Credit Card. Participating Dealers only. 72 fixed monthly payments required.

LEARN MORE made to create **BERNINA**



Accuquilt GO!me only \$99.99 till Oct 31st.



ALL CAROLINAS SHOP HOP

**Shop Hop
October 1st-31st!**

Plan now to come see us. We'll be open Sunday Oct 13th, noon-4pm. Enter our free drawing. All Batiks 25% off till Oct 31st!

Durham-Orange Quilt Show!
October 4th, 5th, & 6th
633 Corridor St., Mebane, NC
Come see our big selection of great fabrics, rulers, Accuquilt cutters & dies, & more. Ask about our show specials.

made to create **BERNINA**



© Harvey Sepher



© Harvey Sepher

3 1/2

It takes a lot of Love
For a mother
to give her baby
a better chance
Tar River Peacemakers
Quilting Guild
Rocky Mount,
NC

Adopting one child
won't change the world,
but for that child,
the world will change.
Tar River Peacemakers
Quilting Guild
Rocky Mount, NC.

3 1/2

It takes a lot of Love
For a mother
to give her baby
a better chance
Tar River Peacemakers
Quilting Guild
Rocky Mount,
NC

Adopting one child
won't change the world,
but for that child,
the world will change.
Tar River Peacemakers
Quilting Guild
Rocky Mount, NC.

Made by the
Tar River Piecemakers
Quilting Guild
Rocky Mount,
NC

Made by the
Tar River Piecemakers
Quilting Guild
Rocky Mount,
NC

Made by the
Tar River Piecemakers
Quilting Guild
Rocky Mount,
NC

Made by the
Tar River Piecemakers
Quilting Guild
Rocky Mount,
NC

TRPQG AGENDA OCTOBER 12, 2024

SOCIAL/SIGN IN: 9:00 to 9:30 AM

WELCOME: 9:30 AM

MINUTES OF THE PREV. MONTH APPROVED AS PUBLISHED IN THE NEWSLETTER

1. MOTION TO APPROVE & 2ND

TREASURER'S REPORT APPROVED AS PUBLISHED IN THE NEWSLETTER

1. MOTION TO APPROVE & 2ND

BIRTHDAYS: Bernadette Bladl, Martha Cianos, Paige Davis, Jean Doyle, Marilyn Hooton, Billie Howell, Mandy Jackson, Joyce Kirby, Lori Mann

Committee Reports- Short summaries

- Outreach - Katherine Saunders
- Sunshine and Shadow - Nancy Knapp
- Library - Martha Blount and Maryann Rettino
- Newsletter - Michele Carpentier
- Facebook - Jennie Wright
- Bee Keeper - Pam Smith
- Programs - Leadership Team
- Public Relations - Harvey Sopher, Lin Varney
- Website – Harvey Sopher

OLD BUSINESS

1. Bio Forms to Sarah Wade/Michele Carpentier
2. Sign up for greeter and/or bringing coffee

NEW BUSINESS

- Upcoming Events

 1. Today's Program: Binding Clinics
 2. QOV Presentation
 3. Christmas Party
 4. Monochromatic quilt challenge June – December 2024
 5. INFORMATION ON HARLEY-DAVIDSON T SHIRT QUILT RAFFLE

SEW & TELL

BREAK

BINDING CLINICS

DRAWINGS

MEMBERSHIP REPORT